


FARM BUSINESS MANAGEMENT



INSTRUCTIONS FOR COMPLETING COMPUTER DATA FORMS

1978

DIVISION OF AGRICULTURAL EDUCATION
130 Classroom-Office Building
University of Minnesota
St. Paul, Minnesota 55108

**AN ADULT
EDUCATIONAL
PROGRAM**

INSTRUCTIONS FOR COMPLETING
COMPUTER DATA FORMS

By
Dr. Edgar A. Persons, Ph.D.
Agricultural Education

Division of Agricultural Education
130 Classroom Office Building
University of Minnesota
St. Paul, MN 55108

TABLE OF CONTENTS		Page
Introduction		1
Livestock Numbers Check		2
Crop and Feed Check (FA12).		5
Supplementary Information Form (FA51)		6
Cash Check		7
Instructions For Completing Data Forms		9
Data Forms Identification		9
Data Forms 1A, 1B, 1C, 1D, 1E.		11
General Instructions.		12
Use of PCAF, BCAAF, ECAF		13
General Farm Inventory		19
Beef Breeding	6010	20
Beef Replacements	6050	22
Beef Feeding	6130	24
Alkali Bees	6180	26
Honey Bees	6190	28
Leaf Cutters	6200	30
Chickens-Laying	6240	32
Pullet Production	6255	34
Chickens Broiler	6260	36
Dairy Cows	6290	38
Other Dairy	6310	40
Dogs	6340	42
Ducks	6360	44
Fish	6380	46
Fur Bearing	6400	48
Dairy Goats	6450	50
Other Dairy Goats	6456	52
Hogs-Far-Fin	6470	54
Finishing Hogs	6490	56
Hogs-Weaning	6510	58
Horses	6550	60
Feeder Lambs	6570	62
Muskox	6590	64
Other Prod. Lvstk	6600	66
Rabbits	6620	68
Sheep-Range	6660	70
Turkeys-Laying	6690	72
Turkey-Poults	6700	74
Worms	6740	76
Instructions Data Form 2		79
Data Form 2 Facsimile		82
Instructions Data Form 3		83
Data Form 3 Facsimile		88
Summary.		89

INTRODUCTION

The computerized analysis of the farm business has grown increasingly complex. As a result, it is more important than ever before that the data be recorded correctly on the information sheets submitted to the analysis center.

Getting an accurate analysis of the farm business does not start with the data forms. It begins when the first entry is made in the accounting system. Subsequent entries made correctly and verified during the record close-out process insure that the information recorded in the business analysis will be an accurate picture of the performance of the farm business.

Confidence in the accuracy of the record can be bolstered by following a good close-out procedure. This procedure should consist of the following documents:

1. A checklist for closing the account.
2. A livestock numbers check (FA12).
3. A crop and feed check.
4. A supplementary information form.
5. A cash check.

Copies of each of these close-out instruments, except the checklist for closing the account, is included on the pages which follow. A checklist should be devised for each accounting system used. It should be specific to page, line and column number so that every item essential to the completion of an accurate analysis is addressed.

LIVESTOCK REPORT

Name _____ County _____ Year _____

Dairy Milk Cows

	Jan.	Feb.	Mar.	Apr.	May	June	July	Aug.	Sept.	Oct.	Nov.	Dec.
First of month												
Purchased												
Heifers Fresh												
Sold												
Died												
Transferred Out												
Butchered												
End of Month												

Dairy Herd Bull

First of Month												
Purchased												
Transferred In												
Sold												
Died												
Butchered												
End of Month												

Other Dairy Cattle

First of Month												
Purchased												
Calves Born												
Sold												
Died												
Butchered												
Heifers Fresh												
Trans. to Feeders												
End of Month												

Farm Flock of Sheep

Sheep ☐
Lambs ☒

	Jan.	Feb.	Mar.	Apr.	May	June	July	Aug.	Sept.	Oct.	Nov.	Dec.
First Of Mo.-Sheep												
Lambs												
Purchased	/	/	/	/	/	/	/	/	/	/	/	/
Transferred In	/	/	/	/	/	/	/	/	/	/	/	/
Lambs Born												
Sold	/	/	/	/	/	/	/	/	/	/	/	/
Sheep Died												
Lambs Died												
Butchered	/	/	/	/	/	/	/	/	/	/	/	/
Transferred Out	/	/	/	/	/	/	/	/	/	/	/	/
End of Mo.-Sheep												
Lambs												

Hogs

Hogs ☐
Pigs ☒

First of Mo.-Hogs												
Pigs												
Purchased	/	/	/	/	/	/	/	/	/	/	/	/
Transferred In	/	/	/	/	/	/	/	/	/	/	/	/
Pigs Born												
Sold	/	/	/	/	/	/	/	/	/	/	/	/
Hogs Died												
Pigs Died												
Butchered	/	/	/	/	/	/	/	/	/	/	/	/
Transferred Out	/	/	/	/	/	/	/	/	/	/	/	/
End of Mo.-Hogs												
Pigs												

Beef Cows and Bull

	Jan.	Feb.	Mar.	Apr	May	June	July	Aug.	Sept.	Oct.	Nov.	Dec.
First of Month												
Purchased												
Transferred In												
Heifers Fresh												
Sold												
Transferred Out												
Died												
Butchered												
End of Month												

Other Beef Cattle

First of Month												
Purchased												
Transferred In												
Calves Born												
Sold												
Transferred Out												
Died												
Butchered												
End of Month												

Feeders - Beef or Sheep

First of Month												
Purchased												
Transferred In												
Sold												
Died												
Butchered												
Transferred Out												
End of Month												

INSTRUCTIONS FOR COMPLETING COMPUTER DATA FORMS FOR MINNESOTA VOCATIONAL AGRICULTURE FARM BUSINESS MANAGEMENT PROGRAM

The instructions which follow are for computer data Forms 1, 2 and 3, revised October 1976. The instructions are to clarify the procedures for recording data from the completed Minnesota Farm Account Book. Uniform procedures among analysis areas will permit farm records to be used in special sorts without regard to analysis area boundaries and provide a variety of teaching materials for use in high school and adult agricultural instruction.

Recorders should consider each item carefully before placing the information on the data sheet. Directions for recording quantities and values must be observed very carefully to avoid costly errors in the final analysis report. The design of the computer forms aids in direct transfer of data from the account book. Livestock numbers and feed quantities can be transferred directly from the appropriate close-out forms (i.e. livestock report, crop and feed check). Every effort has been made to eliminate the necessity for calculating quantities and value prior to entry on the computer forms.

DATA FORM IDENTIFICATION

Code Number

Each cooperator should be assigned a unique eight digit code for identification. The code number should remain the same from year to year and must be identical on all forms used in the business analysis of particular farm, including the computerized depreciation schedule. The code number consists of 8 digits with 4 sets of identifying numbers: state, area or region within the state, school within an area and individual farm identifiers.

— —	—	— — —	— — — —
State	Area	School	Farmer

State Code Assignments for all states in the United States are listed on Data Form 1-A. This code number must be used as the first two digits of the record code.

Area School Code Assignments In Minnesota are as follows:

1. Austin
2. Winona
3. Mankato
4. Thief River Falls
5. Staples (6 - St. Cloud Clients)
6. Willmar (9 - St. Cloud Clients)
7. Jackson

Other states may devise their own scheme for assigning area codes. The code for an individual farmer should remain the same from year to year to permit easy data retrieval.

Name - Print full name.

Date - Record date the data sheet is completed. Some may prefer to use the date the sheets are submitted to the Computer Center.

School - School in which cooperator is enrolled in farm business management education.

City - City address of school.

State - Minnesota (to differentiate from Washington, Wisconsin, Iowa and others who use the same program for record analysis).

The information described above should be clearly written on each data form.

Forms may be separated at the Computer Center before being key punched and later reassembled. Failure to record the identification information may result in lost data. When properly completed, the identification information will appear as follows:

CODE 23103213 NAME JOHN DOE
AREA CENTER West SCHOOL Blinkum
DATE 1-10-77 CITY NOD STATE MN

DATA FORM 1A, 1B, 1C, 1D, 1E

The new vertical arrangement of the data sheets require specific instructions for each enterprise. This manual contains only one livestock enterprise per form for purposes of defining the procedures for completing the data entry. Up to three enterprises can be recorded on each form. If one-three enterprises are to be reported, all should be reported on form 1A. Use form 1B for enterprises 4, 5 and 6. If more than six livestock enterprises are to be reported, use form 1C. In the unlikely event that the farm has more than nine enterprises, report the next three on an additional set of forms 1C by relabeling the form 1D. It is possible to report up to fifteen livestock enterprises per farm by relabeling the Form 1C forms to accomodate the additional enterprises.

There is a separate facsimile of the data sheet for each livestock enterprise table format. To determine how the data sheet should be completed for any enterprise, look up the enterprise code number and description in the Master Enterprise List, Crops and Livestock. This description will list the table format used to report the enterprise information. You can then locate the appropriate facsimile page in this document.

Each facsimile page is completed in the same manner as you would complete the data entry for an enterprise analysis. Only data that is recorded in the spaces shown on the facsimile page will be used in the enterprise analysis. If you record data in spaces that are blank on the facsimile page, they will be ignored at the computer center. Thus it is important that you record data in the correct spaces and that all data needed for analysis are reported properly.

All data should be reported in whole dollars or whole numbers unless the space specifically calls for a decimal number. When a decimal is to be used, the decimal point is printed. In some instances the number of digits to the right of the decimal is indicated by a .x or .xx for one and two decimal places respectively.

For some enterprises the facsimile page will contain special instructions for specific line items. These instructions should be followed carefully. Most data items are self explanatory and do not require special notation. If there is doubt as to how information should be recorded and in turn used in the enterprise analysis, refer to the documentation for the farm business analysis.

GENERAL INSTRUCTIONS

1. Enterprise Transfers

Transfers in and transfers out must be recorded very carefully. The total of transfers out for all enterprises must equal the total transfer in's for all enterprises.

2. Product Information

Observe the quantity units very carefully. The computer has been programmed to use only the quantities listed. Check each enterprise carefully to make sure that all products have been reported correctly.

3. Livestock Numbers

Each enterprise facsimile page shows the numbers that will be used in the analysis. It may improve the accuracy of recording data if all of the information from the livestock report FA12 or monthly livestock inventory log is recorded, since the numbers used vary from enterprise to enterprise.

4. Feeds Fed

Record all quantities in natural units of measure (bushels, cwt., tons, pounds). Observe the decimal points very carefully. All numbers must be complete. Ten tons of corn silage must be reported as 10.0 tons. If you record this value as 10 tons, the computer will read only 1.0 tons. Check your work very carefully to avoid error. Some classes of feeds cannot be recorded as fed to certain livestock enterprises. All common grain crops are included in line headings. If a grain crop is fed which has a bushel weight different from any listed, it must be converted to bushels of one of the listed crops.

Pasture days need not be recorded, but the value of pasture is required for the livestock enterprise statements. Whole milk fed and skim milk fed should be recorded in pounds rather than gallons.

USE OF PCAF, BCAF & ECAF DESIGNATIONS

Power Cost Allocation Factor. Each enterprise table reports the power and machinery costs allocated to each crop or livestock enterprise. The basic unit for making the allocation is the work unit listed in the master crop list and the master livestock list. Studies have proven that in very typical farm operations where the common agronomic crops are grown and common livestock enterprises are raised under intensive conditions, this procedure works very well. However, on farms where the power and machine use is atypical or where the crop is unusual, the work unit method of allocation is not as effective as it should be. Likewise, livestock enterprises that are not common or are raised under less intensive conditions may require modification of the allocation process by use of the PCAF. The power cost allocation factor is for the purpose of modifying the work unit for use in the allocation process.

Values for the power cost allocation factor (PCAF) can range from 10.00 to .00. Thus a crop of livestock enterprise can be charged with as much as 10 times the power and machine cost as the work unit indicates or as little as none.

Instructors and their clients must decide for each farmer and for each enterprise if the work unit is a good representation of the power and machine cost to be allocated. If they decide that the work unit as defined in the master crops list and master livestock list is appropriate, then the PCAF should be reported as 1.00. If it is not a good allocation factor in comparison to other enterprises grown by that farmer, the PCAF must be either greater or less than 1.00.

Examples of when the PCAF should be less than 1.00 (not all inclusive).

Custom work used to harvest crop. If custom hired was used to harvest the crop, the PCAF should reflect the proportion of the total machine use completed by custom hire. For example, if the farmer determined that custom harvest accounts for 20% of the total machine use on a particular crop, he would report a PCAF of .80.

Reduced Harvest. If normal practice is to take three cuttings of alfalfa, and the farmer only takes 2 cuttings, he may decide that his power and machine cost should be reduced by 10 percent. He would then report a PCAF of .90.

Crop with high labor-low machine inputs. If the farmer grows strawberries, for example, which carries a work unit designation of 35 per acre, he may decide that the acre of berries required only 7 hours of machine time or only 2% of the time designated by the work unit. He then would assign a PCAF of .02 to the strawberries.

Double cropping. When the same land is used to produce two crops in the same year, it is unlikely that the full range of tillage operations would be performed on the second crop. In that event, the PCAF would be reduced to reflect lower costs.

Extensive livestock enterprise. A beef cow herd raised under range conditions may make little use of power and crop machinery. Thus the PCAF may be adjusted downward to reflect less use than would be assigned if the work unit designation were not adjusted by PCAF.

Caution. Reducing the PCAF on selected crops and livestock enterprises will increase the dollars assigned to power and machinery costs to the other crops and livestock. If the PCAF is reduced by the same proportion on all crops and livestock the dollars assigned to power and machinery will be the same as if no modification was made in the work unit. The PCAF should be less than 1.00 only when there is a logical reason for making the reduction and then it should be done only on selected crop and livestock enterprises.

Examples of when the PCAF should be greater than 1.00 (not all inclusive).

Unusual Tillage Practice - Acts of God. When a crop required an unusual tillage operation, for example, replanting due to freezeout or wind damage, the PCAF may be increased to reflect the added expense. If harrowing and seeding were required for the second time, the farmer may decide to increase the power allocation by 15%. Thus the PCAF would be reported as 1.10.

Unusual Tillage - Soil Conditions. If the soil type is unusual so that it requires measurably more tillage than would normally be required, the PCAF should reflect the increased machine use. For example, if the field required 2 additional tillage operations the farmer may choose to record an additional 18% power and machine cost to that crop; thus he would record a PCAF of 1.18.

Additional Harvest. When crop residue is harvested for forage or bedding, the PCAF may be adjusted to reflect a greater power and machine cost than that recorded for crops where residue is not harvested. This factor is important when the value of crop residue harvested is included in the other crop income as a means offsetting the added income.

Livestock. In some instances, a livestock enterprise may utilize an inordinate amount of power and machine expense. In these cases, the PCAF should be adjusted upward. Users should be reminded that livestock work units are assessed only 1/10 - 1/12 the amount of power and machine costs assigned to crop work units.

Caution. Increasing the PCAF on selected crop and livestock enterprises will reduce the dollars assigned to other crops and livestock. Increasing the PCAF proportionately on all crops and livestock to reflect excess machine use on the farm will result in the same power and machinery charges that would have been listed had the PCAF been recorded as 1.00.

BCAF - Building Cost Allocation Factor serves to adjust the allocation of the net costs of owning and operating buildings between the two general categories of "crops" and "livestock" and further to allocate building costs among the livestock enterprises.

BCAF must be assigned on Form 1 to each livestock reported for analysis and to the crop category on Form 3. The values are reported in whole numbers ranging from 0 to 10. BCAF modifies the work unit as an allocation factor. A simple illustration will demonstrate the impact of the BCAF factor and serve to stimulate thought on its proper use.

Example:

Net costs of owning and operating buildings, fences and tiling from Table 3 is \$2100.

Enterprises	Total W.U. Assigned	\$ Assignment W/O BCAF
Dairy	100	700
Other Dairy	50	350
Complete Hogs	50	350
Crops	100	700
		<u>\$2100</u>

If the farmer, in assessing his building determined that the hog and crop facilities contributed proportionately more to costs than did the dairy facilities, he may adjust the allocation by using the BCAF factor on a scale of one to ten.

	Values	Dairy	Other Dairy	Hogs	Crops
High	9-10				9
Above Average	7-8			7	
Average	4-6	5			
Below Average	2-3		3		
Low	0-1				

The building costs would now be assigned as follows.

Enterprises	Total W.U.	BCAF	Adjusted W.U.		Cost/Enterprise
Dairy	100	5	500	(1)	552.63
Other Dairy	50	3	150	(2)	165.78
Hogs, Complete	50	7	350	(3)	386.85
Crops	100	9	900	(4)	994.74
			<u>1900</u>		<u>2100.00</u>

$$(1) \frac{500}{1900} \times 2100 = 552.63$$

$$(2) \frac{150}{1900} \times 2100 = 165.78$$

$$(3) \frac{350}{1900} \times 2100 = 386.85$$

$$(4) \frac{900}{1900} \times 2100 = 994.74$$

The BCAF information for completing the data sheets should be taken from the supplementary information form. It must be recorded in whole number only. A BCAF must be assigned to crops.

ECAF. The ECAF allocation process is identical to that used for building costs except that crops are not considered in allocating livestock equipment costs. The same 0-10 scale applies and is determined in the same manner as previously illustrated for building costs.

BCAF and ECAF adjustments are to be recorded in Lines 101-131, Col 7 and 8 and in Lines 151-251, Columns 7 and 8. Failure to record a BCAF or ECAF value will result in no allocation of buildings and equipment costs to livestock. If the column is left blank, a zero will automatically be input at the Computer Center.



FARM BUSINESS MANAGEMENT
EDUCATION PROGRAM


CODE 23103213 NAME John Doe
AREA CENTER West SCHOOL Blinkum
DATE 1-10-79 CITY Ned STATE 02

MINNESOTA VO-AG
COMPUTER DATA SHEET
FORM 1A
OCTOBER: 1977

INVENTORY DATA

Form of

LINE NO.	DESCRIPTION	BEGINNING INVENTORY			ENDING		RECORD THIS TOTAL FROM NON-FARM ASSET INVENTORY OF THE ACCOUNT BOOK. CARE MUST BE TAKEN WITH THOSE ON THE COMPUTERIZED DEPRECIATION SCHEDULE TO SEE THAT ALL ITEMS IN PERSONAL AND OTHER BUSINESS OWNER GROUPS EXCEPT THE HOUSE ARE INCLUDED IN THIS TOTAL. TOTAL NON-FARM ASSETS SHOULD EXCLUDE CASH OR CHECKS ON HAND, CHECKING ACCOUNTS, PASSBOOK AND C.D. SAVINGS ACCOUNTS.
		WHOLE FARM	OPER. SHARE	L.L. SHARE	WHOLE FARM		
1	CROP, SEED, & FEED	\$ 31618			\$ 38204		
2	AUTO & TRUCK FARM SHARE	4192			6296		
3	POWER CROP & GEN MACH	8108			17450		
4	IRRIGATION EQUIPMENT	3900			3920		
5	CUSTOM WORK EQUIPMENT	11400			15290		
6	LIVESTOCK EQUIPMENT	6685			5369		
7	BARE LAND	100,417		42,000	142,417	84,000	
8	BLDGS, FENCES & TILING	40970			48,831		
9*	TOTAL NON-FARM ASSETS	9275			7,800		
0	DWELLING	12500			12,500		
1	REAL ESTATE MTCE	58700			61,700		
2	CHattel & CROP LOANS	2500			500		
3	NOTES	5213			16,150		
14	ACCOUNTS PAYABLE	600			2,690		
15*	CASH ON HAND & IN BANK	2500			2078		
19	RECORD DIRECTLY FROM THE APPROPRIATE GROUP TOTALS IN THE FOUR YEAR DEPRECIATION SCHEDULE. IF THE COMPUTERIZED DEPRECIATION SCHEDULE IS USED, NO ENTRY NEED BE MADE IN THESE LINES UNLESS ADJUSTMENTS ARE TO BE MADE. IF THE COMPUTERIZED SCHEDULE IS NOT COMPLETE, INSERT ONLY THE AMOUNT TO BE ADDED. IF THE COMPUTERIZED SCHEDULE INCLUDES ASSETS NOT TO BE INCLUDED IN THE ANALYSIS, INSERT ONLY THE AMOUNT TO BE SUBTRACTED. PRECEDE THE FIGURE TO BE SUBTRACTED WITH A MINUS (-) SIGN.						
22	TRANSFERS IN						
23	TRANSFERS OUT						
24	BUTCHERED						
25	SALES						
26	PURCHASES						
27	PRODUCT INFORMATION						
30	WHOLE MILK USED/HOUSE	QTS			QTS	QTS	
31	SKIM MILK USED/HOUSE	QTS			QTS	QTS	
32	CREAM USED/HOUSE	QTS			QTS	QTS	
33	CREAM SOLD	LBS			LBS	LBS	
34	WHOLE MILK SOLD	LBS			LBS	LBS	
35	BUTTERFAT IN MILK SOLD	LBS			LBS	LBS	
36	NO SHEEP/GOATS SHEARED	NO.			NO.	NO.	
37	WOOL/HAIR SOLD (QIVIUT)	LBS			LBS	LBS	
38	INCL. INCENTIVE PYT.	NO.			NO.	NO.	
39	PELTS/HORNS SOLD	DOZ			DOZ	DOZ	
40	EGGS SOLD	DOZ			DOZ	DOZ	
41	EGGS USED IN HOUSE	DOZ			DOZ	DOZ	
42	CROPS USED IN HOUSE	LBS			LBS	LBS	
43	HONEY USED IN HOUSE	LBS			LBS	LBS	
44	WAX SOLD	LBS			LBS	LBS	
45	QUEENS & PKGS SOLD	NO.			NO.	NO.	
46	MISC. LVSTK INCOME						



FARM BUSINESS MANAGEMENT
EDUCATION PROGRAM

CODE _____ NAME _____
AREA CENTER _____ SCHOOL _____
DATE _____ CITY _____ STATE _____

MINNESOTA VO-AG
COMPUTER DATA SHEET
FORM 1A
OCTOBER: 1976

INVENTORY DATA

Form _____ of _____

LINE NO.	DESCRIPTION	BEGINNING INVENTORY			ENDING INVENTORY			STATE CODES
		WHOLE FARM	OPER. SHARE	L.L. SHARE	WHOLE FARM	OPER. SHARE	L.L. SHARE	
1	CROP, SEED, & FEED	\$	\$	\$	\$	\$	\$	01 AL 26 MT
2	AUTO & TRUCK FARM SHARE							02 AK 27 NB
3	POWER CROP & GEN MACH							03 AZ 28 NV
4	IRRIGATION EQUIPMENT							04 AR 29 NH
5	CUSTOM WORK EQUIPMENT							05 CA 30 NJ
6	LIVESTOCK EQUIPMENT							06 CO 31 NM
7	BARE LAND							07 CT 32 NY
8	BLDGS, FENCES & TILING							08 DE 33 NC
9	TOTAL NON-FARM ASSETS							09 FL 34 ND
10	DWELLING							10 GA 35 OH
11	REAL ESTATE MTGE							11 HI 36 OK
12	CHattel & CROP LOANS							12 ID 37 OR
13	NOTES							13 IL 38 PA
14	ACCOUNTS PAYABLE							14 IN 39 RI
								15 IA 40 SC
								16 KS 41 SD
								17 KY 42 TN
								18 LA 43 TX
								19 ME 44 UT
								20 MD 45 VT
								21 MA 46 VA
								22 MI 47 WA
								23 MN 48 WY
								24 MS 49 WI
								25 MO 50 WY

ALL QUANTITIES
IN POUNDS.

LIVESTOCK ENTERPRISES

LINE NO.	DESCRIPTION	CODE NO. 6010 BEEF BREED.			CODE NO. --			CODE NO. --		
		QUANTITY	WHOLE FARM	L.L. SHARE	QUANTITY	WHOLE FARM	L.L. SHARE	QUANTITY	WHOLE FARM	L.L. SHARE
19	CODE NUMBER									
20	BEGINNING INVENTORY	24850	\$ 11464	\$		\$	\$		\$	\$
21	ENDING INVENTORY	29150	8745							
22	TRANSFERS IN	1950	1060							
23	TRANSFERS OUT	21000	8210							
24	BUTCHERED	1400	450							
25	SALES	14375	5583							
26	PURCHASES	2295	2465							
PRODUCT INFORMATION										
30	WHOLE MILK USED/HOUSE	QTS			QTS			QTS		
31	SKIM MILK USED/HOUSE	QTS			QTS			QTS		
32	CREAM USED/HOUSE	QTS			QTS			QTS		
33	CREAM SOLD	LBS BF.			LBS BF.			LBS BF.		
34	WHOLE MILK SOLD	LBS			LBS			LBS		
35	BUTTERFAT IN MILK SOLD	LBS			LBS			LBS		
36	NO SHEEP/GOATS SHEARED	NO.			NO.			NO.		
37	WOOL/HAIR SOLD (QIVIUT) INCL. INCENTIVE PYT.	LBS			LBS			LBS		
38	PELTS/HORNS SOLD	NO.			NO.			NO.		
39	EGGS SOLD	DOZ			DOZ			DOZ		
40	EGGS USED IN HOUSE	DOZ			DOZ			DOZ		
41	CROPS USED IN HOUSE									
42	HONEY USED IN HOUSE	LBS			LBS			LBS		
43	WAX SOLD	LBS			LBS			LBS		
44	QUEENS & PKGS SOLD	NO.			NO.			NO.		
45	MISC. LVSTK INCOME									

Form of _____



CODE _____ NAME _____
AREA CENTER _____ SCHOOL _____
DATE _____ CITY _____ STATE _____

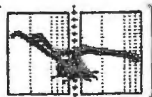
LINE NO.	DESCRIPTION	CODE NO. 6010 DESCRIPTION Beef Breeding			CODE NO. _____ DESCRIPTION _____			CODE NO. _____ DESCRIPTION _____		
		QUANTITY	WHOLE FARM	L.L. SHARE	QUANTITY	WHOLE FARM	L.L. SHARE	QUANTITY	WHOLE FARM	L.L. SHARE
LIVESTOCK NUMBERS										
50	BEGINNING INVENTORY	37	NO.				NO.			NO.
51	PURCHASED	7	NO.				NO.			NO.
52	TRANSFERRED IN	3	NO.				NO.			NO.
53	BORN	42	NO.				NO.			NO.
54	SOLD	12	NO.				NO.			NO.
55	YOUNG DIED	3	NO.				NO.			NO.
56	OLD DIED	1	NO.				NO.			NO.
57	TRANSFERRED OUT		NO.				NO.			NO.
58	BUTCHERED (Acres Pollinated)		NO.				NO.			NO.
59	ENDING INVENTORY		NO.				NO.			NO.
60	FEMALES BEARING YOUNG	42	NO.				NO.			NO.
61	FEM SUPPOSED TO BEAR YG	44	NO.				NO.			NO.
62	AVERAGE NO ADULTS .x	41.5	NO.				NO.			NO.
63	AVERAGE NO OTHERS .x	27.7	NO.				NO.			NO.
64	WORK UNITS/UNITS OTHER PROD LVSTK ONLY .xx									
MISC. LIVESTOCK INFO										
70	MISC. LIVESTOCK EXP.			106	\$			\$		\$
71	VETERINARY EXPENSE			210						
72	CUSTOM WORK HIRED			70						
73	NO. SOLD OR TRANSFERRED	30	NO.				NO.			NO.
74	SOLD OR TRANSFERRED	21000	LBS	2210						
75	SPECIAL HIRED LABOR			73						
76	PCAF .xx	1.00								
77	ECAF	5								
78	BCAF	3								
FEED FED										
80	CORN 56#BuWt	6217	BU.	18049	\$					
81	OATS 32#BuWt	60	BU.	89						
82	BARLEY, MILLET, BUCKWHEAT	90	BU.	173						
83	RYE, FLAX 56#BuWt	40	BU.	75						
84	WHEAT, SOYBEANS, PEAS 60# BuWt	80	BU.	240						
85	PROT, SALT, MIN & VIT (FISH FERT.)	76.0	CWT	612						
86	COMPLETE RATIONS (WORM BED)	4.5	TON	420						
87	LEGUME HAY (PEAT MOSS)	20.0	TON	900						
88	OTHER DRY HAY (COW MANURE)	5.0	TON	75						
89	CORN SILAGE (OTHER MANURE)	45.0	TON	510						
90	GRASS SILAGE	10.0	TON	120						
91	FODDER & STOVER	3.0	TON	29						
92	PASTURE		DAY	65						
93	WHOLE MILK FED	200	LBS	16						
94	FARM SKIM MILK FED	100	LBS	4						
95	HONEY		LBS							
96	SUGAR		LBS							
97	CHEMICALS & OTHER		LBS							
98	NECTAR & POLLENS		LBS							
99	RED MEATS & BY-PRODUCTS		LBS							
100	POULTRY MEATS & BY-PROD.		LBS							
101	FISH PRODUCTS		LBS							

THIS COLUMN SHOULD RECORD THE NUMBER OF HEAD THAT SHOULD HAVE BORN YOUNG DURING THE YEAR.

AVERAGE NUMBER OF ADULTS IS COWS ONLY. BULLS AND OTHER ARE RECORDED AS AVERAGE NUMBER OTHER.

SPECIAL INSTRUCTIONS: THESE LINES ARE USED IN THE ANALYSIS TO DETERMINE THE AVERAGE WEIGHTS AND AVERAGE VALUES OF MARKET ANIMALS OR WEANED ANIMALS EITHER SOLD OR TRANSFERRED TO ANOTHER ENTERPRISE; THUS THESE COLUMNS SHOULD EXCLUDE THE SALE OR TRANSFER OF MATURE BREEDING STOCK. LINE 73 SHOULD CONTAIN THE NUMBER OF IMMATURE ANIMALS THAT WERE SOLD OR TRANSFERRED. LINE 74 COL A SHOULD REPORT THE WEIGHT OF THE ANIMALS REPORTED IN LINE 73, LINE 74 COL B SHOULD REPORT THE VALUE OF THE ANIMALS. LINES 73 & 74 ARE A SUBSET OF LINE 25 AND LINE 23, AND ARE USED ONLY IN THE CALCULATION OF SUPPLEMENTARY MANAGEMENT INFORMATION ON THE BEEF BREEDING ENTERPRISE TABLE. **IMPORTANT!** WEIGHTS AND VALUES RECORDED IN LINE 74 MUST ALSO BE REPORTED AS PART OF EITHER LINE 24 OR LINE 23.

SEE "GENERAL INSTRUCTIONS", FOR USE OF PCAF, BCAF & ECAF DESIGNATIONS.



FARM BUSINESS MANAGEMENT
EDUCATION PROGRAM

CODE _____ NAME _____
AREA CENTER _____ SCHOOL _____
DATE _____ CITY _____ STATE _____

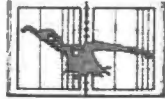
MINNESOTA VO-AG
COMPUTER DATA SHEET
FORM 1A
OCTOBER: 1976

INVENTORY DATA

Form _____ of _____

LINE NO.	DESCRIPTION	BEGINNING INVENTORY			ENDING INVENTORY			STATE CODES
		WHOLE FARM	OPER. SHARE	L.L. SHARE	WHOLE FARM	OPER. SHARE	L.L. SHARE	
1	CROP, SEED, & FEED	\$	\$	\$	\$	\$	\$	01 AL 26 MT
2	AUTO & TRUCK FARM SHARE							02 AK 27 NB
3	POWER CROP & GEN MACH							03 AZ 28 NV
4	IRRIGATION EQUIPMENT							04 AR 29 NH
5	CUSTOM WORK EQUIPMENT							05 CA 30 NJ
6	LIVESTOCK EQUIPMENT							06 CO 31 NM
7	BARE LAND							07 CT 32 NY
8	BLDGS, FENCES & TILING							08 DE 33 NC
9	TOTAL NON-FARM ASSETS							09 FL 34 ND
10	DWELLING							10 GA 35 OH
11	REAL ESTATE MTGE							11 HI 36 OK
12	CHATTEL & CROP LOANS							12 ID 37 OR
13	NOTES							13 IL 38 PA
14	ACCOUNTS PAYABLE							14 IN 39 RI
LIVESTOCK ENTERPRISES								15 IA 40 SC
								16 KS 41 SD
								17 KY 42 TN
								18 LA 43 TX
								19 ME 44 UT
								20 MD 45 VT
								21 MA 46 VA
								22 MI 47 WA
								23 MN 48 WV
								24 MS 49 WI
								25 MO 50 WY

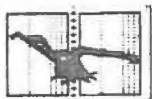
LINE NO.	DESCRIPTION	CODE NO 6050 DESCRIPTION Beef Replace			CODE NO -- DESCRIPTION --			CODE NO -- DESCRIPTION --		
		QUANTITY	WHOLE FARM	L.L. SHARE	QUANTITY	WHOLE FARM	L.L. SHARE	QUANTITY	WHOLE FARM	L.L. SHARE
19	CODE NUMBER									
20	BEGINNING INVENTORY	\$	\$ 12500	\$	\$	\$	\$	\$	\$	\$
21	ENDING INVENTORY		12700							
22	TRANSFERS IN		600							
23	TRANSFERS OUT		200							
24	BUTCHERED	1200	400							
25	SALES		5460							
26	PURCHASES		900							
PRODUCT INFORMATION										
30	WHOLE MILK USED/HOUSE	QTS			QTS			QTS		
31	SKIM WILK USED/HOUSE	QTS			QTS			QTS		
32	CREAM USED/HOUSE	QTS			QTS			QTS		
33	CREAM SOLD	LBS BF.			LBS BF.			LBS BF.		
34	WHOLE MILK SOLD	LBS			LBS			LBS		
35	BUTTERFAT IN MILK SOLD	LBS			LBS			LBS		
36	NO SHEEP/GOATS SHEARED	NO.			NO.			NO.		
37	WOOL/HAIR SOLD (QIVIUT) INCL. INCENTIVE PYT.	LBS			LBS			LBS		
38	PELTS/HORNS SOLD	NO.			NO.			NO.		
39	EGGS SOLD	DOZ			DOZ			DOZ		
40	EGGS USED IN HOUSE	DOZ			DOZ			DOZ		
41	CROPS USED IN HOUSE									
42	HONEY USED IN HOUSE	LBS			LBS			LBS		
43	WAX SOLD	LBS			LBS			LBS		
44	QUEENS & PKGS SOLD	NO.			NO.			NO.		
45	MISC. LVSTK INCOME		105							



Form of _____

CODE _____ NAME _____
AREA CENTER _____ SCHOOL _____
DATE _____ CITY _____ STATE _____

LINE NO.	DESCRIPTION	CODE NO. 6050 DESCRIPTION CATTLE REPLACEMENT			CODE NO. _____ DESCRIPTION _____			CODE NO. _____ DESCRIPTION _____		
		QUANTITY	WHOLE FARM	L.L. SHARE	QUANTITY	WHOLE FARM	L.L. SHARE	QUANTITY	WHOLE FARM	L.L. SHARE
LIVESTOCK NUMBERS										
50	BEGINNING INVENTORY	62	NO.				NO.			
51	PURCHASED	3	NO.				NO.			
52	TRANSFERRED IN	3	NO.				NO.			
53	BORN	40	NO.				NO.			
54	SOLD		NO.				NO.			
55	YOUNG DIED	4	NO.				NO.			
56	OLD DIED	1	NO.				NO.			
57	TRANSFERRED OUT		NO.				NO.			
58	BUTCHERED (Acres Pollinated)		NO.				NO.			
59	ENDING INVENTORY		NO.				NO.			
60	FEMALES BEARING YOUNG		NO.				NO.			
61	FEM SUPPOSED TO BEAR YG		NO.				NO.			
62	AVERAGE NO ADULTS .x	3.1	NO.				NO.			
63	AVERAGE NO OTHERS .x	71.4	NO.				NO.			
64	WORK UNITS/UNITS OTHER PROD LVSTK ONLY .xx									
MISC. LIVESTOCK INFO										
70	MISC. LIVESTOCK EXP.			212	\$			\$		\$
71	VETERINARY EXPENSE			170						
72	CUSTOM WORK HIRED			140						
73	NO. SOLD OR TRANSFERRED		NO.				NO.			NO.
74	SOLD OR TRANSFERRED		LBS				LBS			LBS
75	SPECIAL HIRED LABOR			93						
76	PCAF .xx	.80								
77	ECAF	3								
78	BCAF	4								
SEE "GENERAL INSTRUCTIONS", FOR USE OF PCAF, BCAF & ECAF DESIGNATIONS.										
FEED FED										
80	CORN 56#BuWt	744	BU.	\$ 2160			BU.	\$		BU.
81	OATS 32#BuWt	60	BU.	90			BU.			BU.
82	BARLEY, MILLET, BUCKWHEAT	46	BU.	74			BU.			BU.
83	RYE, FLAX 56#BuWt	20	BU.	36			BU.			BU.
84	WHEAT, SOYBEANS, PEAS 60# BuWt	15	BU.	43			BU.			BU.
85	PROT, SALT, MIN & VIT (FISH FERT.)	43.1	CWT	772			CWT			CWT
86	COMPLETE RATIONS (WORM BED)	2.4	TON	227			TON			TON
87	LEGUME HAY (PEAT MOSS)	40.1	TON	640			TON			TON
88	OTHER DRY HAY (COW MANURE)	5.0	TON	65			TON			TON
89	CORN SILAGE (OTHER MANURE)	30.1	TON	421			TON			TON
90	GRASS SILAGE	6.2	TON	78			TON			TON
91	FODDER & STOVER	3.0	TON	30			TON			TON
92	PASTURE	—	DAY	220			DAY			DAY
93	WHOLE MILK FED	600	LBS	48			LBS			LBS
94	FARM SKIM MILK FED	300	LBS	12			LBS			LBS
95	HONEY		LBS				LBS			LBS
96	SUGAR		LBS				LBS			LBS
97	CHEMICALS & OTHER		LBS				LBS			LBS
98	NECTAR & POLLENS		LBS				LBS			LBS
99	RED MEATS & BY-PRODUCTS		LBS				LBS			LBS
100	POULTRY MEATS & BY-PROD.		LBS				LBS			LBS
101	FISH PRODUCTS		LBS				LBS			LBS



FARM BUSINESS MANAGEMENT
EDUCATION PROGRAM

CODE _____ NAME _____
AREA CENTER _____ SCHOOL _____
DATE _____ CITY _____ STATE _____

MINNESOTA VO-AG
COMPUTER DATA SHEET
FORM 1A
OCTOBER: 1976

INVENTORY DATA

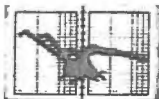
Form _____ of _____

LINE NO.	DESCRIPTION	BEGINNING INVENTORY			ENDING INVENTORY			STATE CODES			
		WHOLE FARM	OPER. SHARE	L.L. SHARE	WHOLE FARM	OPER. SHARE	L.L. SHARE				
1	CROP, SEED, & FEED	\$	\$	\$	\$	\$	\$	01 AL	26 MT		
2	AUTO & TRUCK FARM SHARE							02 AK	27 NB		
3	POWER CROP & GEN MACH							03 AZ	28 NV		
4	IRRIGATION EQUIPMENT							04 AR	29 NH		
5	CUSTOM WORK EQUIPMENT							05 CA	30 NJ		
6	LIVESTOCK EQUIPMENT							06 CO	31 NM		
7	BARE LAND							07 CT	32 NY		
8	BLDGS, FENCES & TILING							08 DE	33 NC		
9	TOTAL NON-FARM ASSETS							09 FL	34 ND		
10	DWELLING							10 GA	35 OH		
11	REAL ESTATE MTGE							11 HI	36 OK		
12	CHATEL & CROP LOANS							12 ID	37 OR		
13	NOTES							13 IL	38 PA		
14								14 IN	39 RI		
								15 IA	40 SC		
								16 KS	41 SD		
								17 KY	42 TN		
								18 LA	43 TX		
								19 ME	44 UT		
								20 MD	45 VT		
								21 MA	46 VA		
								22 MI	47 WA		
								23 MN	48 WY		
								24 MS	49 WI		
								25 MO	50 WY		

REPORT ALL QUANTITIES
IN POUNDS.

LIVESTOCK ENTERPRISES


LINE NO.	DESCRIPTION	CODE NO 6130 DESCRIPTION			CODE NO DESCRIPTION			CODE NO DESCRIPTION		
		QUANTITY	WHOLE FARM	L.L. SHARE	QUANTITY	WHOLE FARM	L.L. SHARE	QUANTITY	WHOLE FARM	L.L. SHARE
19	CODE NUMBER									
20	BEGINNING INVENTORY	24850	\$ 11465			\$			\$	
21	ENDING INVENTORY	29000	8730							
22	TRANSFERS IN	1950	1060							
23	TRANSFERS OUT	1300	610							
24	BUTCHERED	1400	430							
25	SALES	14375	5583							
26	PURCHASES	1290	412							
	PRODUCT INFORMATION									
30	WHOLE MILK USED/HOUSE	QTS			QTS			QTS		
31	SKIM MILK USED/HOUSE	QTS			QTS			QTS		
32	CREAM USED/HOUSE	QTS			QTS			QTS		
33	CREAM SOLD	LBS			LBS			LBS		
34	WHOLE MILK SOLD	BF.			BF.			BF.		
35	BUTTERFAT IN MILK SOLD	LBS			LBS			LBS		
36	NO SHEEP/GOATS SHEARED	NO.			NO.			NO.		
37	WOOL/HAIR SOLD (QIVIUT) INCL. INCENTIVE PYT.	LBS			LBS			LBS		
38	PELTS/HORNS SOLD	NO.			NO.			NO.		
39	EGGS SOLD	DOZ			DOZ			DOZ		
40	EGGS USED IN HOUSE	DOZ			DOZ			DOZ		
41	CROPS USED IN HOUSE									
42	HONEY USED IN HOUSE	LBS			LBS			LBS		
43	WAX SOLD	LBS			LBS			LBS		
44	QUEENS & PKGS SOLD	NO.			NO.			NO.		
45	MISC. LVSTK INCOME		185							



Form of _____

CODE _____ NAME _____
AREA CENTER _____ SCHOOL _____
DATE _____ CITY _____ STATE _____

LINE NO.	DESCRIPTION	CODE NO. 6130 DESCRIPTION BEEF FEED			CODE NO. _____ DESCRIPTION _____			CODE NO. _____ DESCRIPTION _____		
		QUANTITY	WHOLE FARM	L.L. SHARE	QUANTITY	WHOLE FARM	L.L. SHARE	QUANTITY	WHOLE FARM	L.L. SHARE
LIVESTOCK NUMBERS										
50	BEGINNING INVENTORY	37	NO.				NO.			
51	PURCHASED	2	NO.				NO.			
52	TRANSFERRED IN	13	NO.				NO.			
53	BORN	2	NO.				NO.			
54	SOLD	15	NO.				NO.			
55	YOUNG DIED	1	NO.				NO.			
56	OLD DIED	1	NO.				NO.			
57	TRANSFERRED OUT		NO.				NO.			
58	BUTCHERED (Acres Pollinated)		NO.				NO.			
59	ENDING INVENTORY		NO.				NO.			
60	FEMALES BEARING YOUNG		NO.				NO.			
61	FEM SUPPOSED TO BEAR YG		NO.				NO.			
62	AVERAGE NO ADULTS .x	1.0	NO.				NO.			
63	AVERAGE NO OTHERS .x	36.1	NO.				NO.			
64	WORK UNITS/UNITS OTHER PROD LVSTK ONLY .xx									
MISC. LIVESTOCK INFO										
70	MISC. LIVESTOCK EXP.			190	\$			\$		\$
71	VETERINARY EXPENSE			312						
72	CUSTOM WORK HIRED			106						
73	NO. SOLD OR TRANSFERRED		NO.				NO.			NO.
74	SOLD OR TRANSFERRED		LBS				LBS			LBS
75	SPECIAL HIRED LABOR			83						
76	PCAF .xx	1.00								
77	ECAF	3								
78	BCAF	3								
SEE "GENERAL INSTRUCTIONS", FOR USE OF PCAF, BCAF & ECAF DESIGNATIONS.										
FEED FED										
80	CORN 56#BuWt	1000	BU.	\$	2400		BU.	\$		
81	OATS 32#BuWt	30	BU.		54		BU.			
82	BARLEY, MILLET, BUCKWHEAT	10	BU.		20		BU.			
83	RYE, FLAX 56#BuWt	16	BU.		34		BU.			
84	WHEAT, SOYBEANS, PEAS 60# BuWt	35	BU.		117		BU.			
85	PROT, SALT, MIN & VIT (FISH FERT.)	76.0	CWT		603		CWT			
86	COMPLETE RATIONS (WORM BED)	1.5	TON		130		TON			
87	LEGUME HAY (PEAT MOSS)	15.0	TON		630		TON			
88	OTHER DRY HAY (COW MANURE)	9.0	TON		280		TON			
89	CORN SILAGE (OTHER MANURE)	40.0	TON		600		TON			
90	GRASS SILAGE	10.0	TON		150		TON			
91	FODDER & STOVER	6.0	TON		72		TON			
92	PASTURE	-	DAY		105		DAY			
93	WHOLE MILK FED	300	LBS		24		LBS			
94	FARM SKIM MILK FED	200	LBS		8		LBS			
95	HONEY		LBS				LBS			
96	SUGAR		LBS				LBS			
97	CHEMICALS & OTHER		LBS				LBS			
98	NECTAR & POLLENS		LBS				LBS			
99	RED MEATS & BY-PRODUCTS		LBS				LBS			
100	POULTRY MEATS & BY-PROD.		LBS				LBS			
101	FISH PRODUCTS		LBS				LBS			



FARM BUSINESS MANAGEMENT
EDUCATION PROGRAM

CODE _____ NAME _____
AREA CENTER _____ SCHOOL _____
DATE _____ CITY _____ STATE _____

MINNESOTA VO-AG
COMPUTER DATA SHEET
FORM 1A
OCTOBER: 1976

INVENTORY DATA


Form ____ of ____

LINE NO.	DESCRIPTION	BEGINNING INVENTORY			ENDING INVENTORY			STATE CODES
		WHOLE FARM	OPER. SHARE	L.L. SHARE	WHOLE FARM	OPER. SHARE	L.L. SHARE	
1	CROP, SEED, & FEED	\$	\$	\$	\$	\$	\$	01 AL 26 MT
2	AUTO & TRUCK FARM SHARE							02 AK 27 NB
3	POWER CROP & GEN MACH							03 AZ 28 NV
4	IRRIGATION EQUIPMENT							04 AR 29 NH
5	CUSTOM WORK EQUIPMENT							05 CA 30 NJ
6	LIVESTOCK EQUIPMENT							06 CO 31 NM
7	BARE LAND							07 CT 32 NY
8	BLDGS, FENCES & TILING							08 DE 33 NC
9	TOTAL NON-FARM ASSETS							09 FL 34 ND
10	DWELLING							10 GA 35 OH
11	REAL ESTATE MTGE							11 HI 36 OK
12	CHattel & CROP LOANS							12 ID 37 OR
13	NOTES							13 IL 38 PA
14	ACCOUNTS PAYABLE							14 IN 39 RI
								15 IA 40 SC
								16 KS 41 SD
								17 KY 42 TN
								18 LA 43 TX
								19 ME 44 UT
								20 MD 45 VT
								21 MA 46 VA
								22 MI 47 WA
								23 MN 48 WV
								24 MS 49 WI
								25 MO 50 WY

LIVESTOCK ENTERPRISES

LINE NO.	DESCRIPTION	CODE NO 6180 DESCRIPTION Aikail Bees			CODE NO -- DESCRIPTION --			CODE NO -- DESCRIPTION --		
		QUANTITY	WHOLE FARM	L.L. SHARE	QUANTITY	WHOLE FARM	L.L. SHARE	QUANTITY	WHOLE FARM	L.L. SHARE
20	BEGINNING INVENTORY		\$ 3405	\$		\$	\$		\$	\$
21	ENDING INVENTORY		4210							
22	TRANSFERS IN		650							
23	TRANSFERS OUT		409							
24	BUTCHERED									
25	SALES		1610							
26	PURCHASES		470							
PRODUCT INFORMATION										
30	WHOLE MILK USED/HOUSE	QTS			QTS			QTS		
31	SKIM WILK USED/HOUSE	QTS			QTS			QTS		
32	CREAM USED/HOUSE	QTS			QTS			QTS		
33	CREAM SOLD	LBS BF.			LBS BF.			LBS BF.		
34	WHOLE MILK SOLD	LBS			LBS			LBS		
35	BUTTERFAT IN MILK SOLD	LBS			LBS			LBS		
36	NO SHEEP/GOATS SHEARED	NO.			NO.			NO.		
37	WOOL/HAIR SOLD (QIVIUT) INCL. INCENTIVE PYT.	LBS			LBS			LBS		
38	PELTS/HORNS SOLD	NO.			NO.			NO.		
39	EGGS SOLD	DOZ			DOZ			DOZ		
40	EGGS USED IN HOUSE	DOZ			DOZ			DOZ		
41	CROPS USED IN HOUSE									
42	HONEY USED IN HOUSE	LBS			LBS			LBS		
43	WAX SOLD	LBS			LBS			LBS		
44	QUEENS & PKGS SOLD	NO.			NO.			NO.		
45	MISC. LVSTK INCOME		1400							

Form of _____



CODE _____ NAME _____
AREA CENTER _____ SCHOOL _____
DATE _____ CITY _____ STATE _____

LINE NO.	DESCRIPTION	CODE NO. 6180 DESCRIPTION Aikalc Bees			CODE NO. _____ DESCRIPTION _____			CODE NO. _____ DESCRIPTION _____		
		QUANTITY	WHOLE FARM	L.L. SHARE	QUANTITY	WHOLE FARM	L.L. SHARE	QUANTITY	WHOLE FARM	L.L. SHARE
	LIVESTOCK NUMBERS									
50	BEGINNING INVENTORY		NO.			NO.			NO.	
51	PURCHASED		NO.			NO.			NO.	
52	TRANSFERRED IN		NO.			NO.			NO.	
53	BORN		NO.			NO.			NO.	
54	SOLD		NO.			NO.			NO.	
55	YOUNG DIED	3	NO.			NO.			NO.	
56	OLD DIED	2	NO.			NO.			NO.	
57	TRANSFERRED OUT		NO.			NO.			NO.	
58	BUTCHERED ^(Acres Pollinated)	164	NO.			NO.			NO.	
59	ENDING INVENTORY		NO.			NO.			NO.	
60	FEMALES BEARING YOUNG		NO.			NO.			NO.	
61	FEM SUPPOSED TO BEAR YG		NO.			NO.			NO.	
62	AVERAGE NO ADULTS .x	15.0	NO.			NO.			NO.	
63	AVERAGE NO OTHERS .x	4.2	NO.			NO.			NO.	
64	WORK UNITS/UNITS OTHER PROD LVSTK ONLY .xx	.	NO.			NO.			NO.	
	MISC. LIVESTOCK INFO									
70	MISC. LIVESTOCK EXP.		193				\$		\$	\$
71	VETERINARY EXPENSE		312							
72	CUSTOM WORK HIRED		451							
73	NO. SOLD OR TRANSFERRED		NO.			NO.			NO.	
74	SOLD OR TRANSFERRED		LBS			LBS			LBS	
75	SPECIAL HIRED LABOR		705							
76	PCAF .xx	.05								
77	ECAF	0								
78	BCAF	1								
	FEED FED									
80	CORN 56#BuWt		BU.	\$		BU.	\$		BU.	\$
81	OATS 32#BuWt		BU.			BU.			BU.	
82	BARLEY, MILLET, BUCKWHEAT		BU.			BU.			BU.	
83	RYE, FLAX 56#BuWt		BU.			BU.			BU.	
84	WHEAT, SOYBEANS, PEAS 60# BuWt		BU.			BU.			BU.	
85	PROT, SALT, MIN & VIT (FISH FERT.)		CWT			CWT			CWT	
86	COMPLETE RATIONS (WORM BED)		TON			TON			TON	
87	LEGUME HAY (PEAT MOSS)		TON			TON			TON	
88	OTHER DRY HAY (COW MANURE)		TON			TON			TON	
89	CORN SILAGE (OTHER MANURE)		TON			TON			TON	
90	GRASS SILAGE		TON			TON			TON	
91	FODDER & STOVER		DAY			DAY			DAY	
92	PASTURE		LBS			LBS			LBS	
93	WHOLE MILK FED		LBS			LBS			LBS	
94	FARM SKIM MILK FED		LBS			LBS			LBS	
95	HONEY	650	LBS	131		LBS			LBS	
96	SUGAR	440	LBS	126		LBS			LBS	
97	CHEMICALS & OTHER	45	LBS	58		LBS			LBS	
98	NECTAR & POLLENS	390	LBS	187		LBS			LBS	
99	RED MEATS & BY-PRODUCTS		LBS			LBS			LBS	
100	POULTRY MEATS & BY-PROD.		LBS			LBS			LBS	
101	FISH PRODUCTS		LBS			LBS			LBS	



FARM BUSINESS MANAGEMENT
EDUCATION PROGRAM

CODE _____ NAME _____
AREA CENTER _____ SCHOOL _____
DATE _____ CITY _____ STATE _____

MINNESOTA VO-AG
COMPUTER DATA SHEET
FORM 1A
OCTOBER: 1976

INVENTORY DATA

Form _____ of _____

LINE NO.	DESCRIPTION	BEGINNING INVENTORY			ENDING INVENTORY			STATE CODES
		WHOLE FARM	SPEER. SHARE	L.L. SHARE	WHOLE FARM	SPEER. SHARE	L.L. SHARE	
1	CROP, SEED, & FEED							01 AL 26 MT
2	AUTO & TRUCK FARM SHARE							02 AK 27 NB
3	POWER CROP & GEN MACH							03 AZ 28 NV
4	IRRIGATION EQUIPMENT							04 AR 29 NH
5	CUSTOM WORK EQUIPMENT							05 CA 30 NJ
6	LIVESTOCK EQUIPMENT							06 CO 31 NM
7	BARE LAND							07 CT 32 NY
8	BLDGS, FENCES & TILING							08 DE 33 NC
9	TOTAL NON-FARM ASSETS							09 FL 34 ND
10	DWELLING							10 GA 35 OH
11	REAL ESTATE MTGE							11 HI 36 OK
12	CHattel & CROP LOANS							12 ID 37 OR
13	NOTES							13 IL 38 PA
14	ACCOUNTS PAYABLE							14 IN 39 RI

LIVESTOCK ENTERPRISES

Report POUNDS OF HONEY IN INVENTORY

NO. 6190
DESCRIPTION Honey Bees

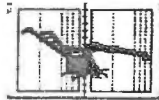
CODE NO. DESCRIPTION

CODE NO. DESCRIPTION

STATE CODES

25 MO 50 WY

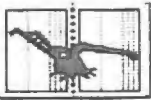
LINE NO.	DESCRIPTION	QUANTITY	WHOLE FARM	L.L. SHARE	QUANTITY	WHOLE FARM	L.L. SHARE	QUANTITY	WHOLE FARM	L.L. SHARE
20	BEGINNING INVENTORY	14000	11300							
21	ENDING INVENTORY	14500	12000							
22	TRANSFERS IN		312							
23	TRANSFERS OUT		640							
24	BUICHERED									
25	SALES	19000	7600							
26	PURCHASES		490							
PRODUCT INFORMATION										
30	WHOLE MILK USED/HOUSE	QTS			QTS			QTS		
31	SKIM WILK USED/HOUSE	QTS			QTS			QTS		
32	CREAM USED/HOUSE	QTS			QTS			QTS		
33	CREAM SOLD	BF.			LBS			LBS		
34	WHOLE MILK SOLD	LBS			LBS			LBS		
35	BUTTERFAT IN MILK SOLD	NO.			NO.			NO.		
36	NO SHEEP/GOATS SHEARED									
37	WOOL/HAIR SOLD (QIVIUT)	LBS			LBS			LBS		
38	INCL. INCENTIVE PYT.	NO.			NO.			NO.		
39	PELT/HORNS SOLD	DOZ			DOZ			DOZ		
40	EGGS SOLD	DOZ			DOZ			DOZ		
41	EGGS USED IN HOUSE									
42	CROPS USED IN HOUSE									
43	HONEY USED IN HOUSE	LBS	80	45	LBS			LBS		
44	WAX SOLD	LBS	1400	770	LBS			LBS		
45	QUEENS & PKGS SOLD	NO.	100	750	NO.			NO.		
46	MISC. LVSTK INCOME			110						



Form _____ of _____

CODE _____ NAME _____
AREA CENTER _____ SCHOOL _____
DATE _____ CITY _____ STATE _____

LINE NO.	DESCRIPTION	CODE NO. 6190 DESCRIPTION HONEY BEES			CODE NO. _____ DESCRIPTION _____			CODE NO. _____ DESCRIPTION _____		
		QUANTITY	WHOLE FARM	L.L. SHARE	QUANTITY	WHOLE FARM	L.L. SHARE	QUANTITY	WHOLE FARM	L.L. SHARE
	LIVESTOCK NUMBERS									
50	BEGINNING INVENTORY	185	NO.							
51	PURCHASED		NO.							
52	TRANSFERRED IN		NO.							
53	BORN	24	NO.							
54	SOLD		NO.							
55	YOUNG DIED	6	NO.							
56	OLD DIED	8	NO.							
57	TRANSFERRED OUT		NO.							
58	BUTCHERED (Acres Pollinated)		NO.							
59	ENDING INVENTORY		NO.							
60	FEMALES BEARING YOUNG		NO.							
61	FEM SUPPOSED TO BEAR YG		NO.							
62	AVERAGE NO ADULTS .x	200.5	NO.							
63	AVERAGE NO OTHERS .x		NO.							
64	WORK UNITS/UNITS OTHER PROD LVSTK ONLY .xx									
	MISC. LIVESTOCK INFO									
70	MISC. LIVESTOCK EXP.			470	\$			\$		\$
71	VETERINARY EXPENSE			210						
72	CUSTOM WORK HIRED			640						
73	NO. SOLD OR TRANSFERRED		NO.							NO.
74	SOLD OR TRANSFERRED		LBS							LBS
75	SPECIAL HIRED LABOR			110						
76	PCAF .xx	.05								
77	ECAF	1								
78	BCAF	1								
	FEED FED									
80	CORN 56#BuWt		BU.	\$						BU.
81	OATS 32#BuWt		BU.							BU.
82	BARLEY, MILLET, BUCKWHEAT		BU.							BU.
83	RYE, FLAX 56#BuWt		BU.							BU.
84	WHEAT, YBEANS, PEAS 60# BuWt		BU.							BU.
85	PROT, SALT, MIN & VIT (FISH CONC.)		CWT							CWT
86	COMPLETE RATIONS (WORM FED)		TON							TON
87	LEGUMI HAY (PEAT MOSS)		TON							TON
88	OTHER DRY HAY (COW MANURE)		TON							TON
89	CORN SILAGE (OTHER MANURE)		TON							TON
90	GRASS SILAGE		TON							TON
91	FODDER & STOVER		TON							TON
92	PASTURE		DAY							DAY
93	WHOLE MILK FED		LBS							LBS
94	FARM SKIM MILK FED		LBS							LBS
95	HONEY	8000	LBS	3200						LBS
96	SUGAR	10000	LBS	3000						LBS
97	CHEMICALS & OTHER	210	LBS	237						LBS
98	NECTAR & POLLENS		LBS							LBS
99	RED MEATS & BY-PRODUCTS		LBS							LBS
100	POULTRY MEATS & BY-PROD.		LBS							LBS
101	FISH PRODUCTS		LBS							LBS



FARM BUSINESS MANAGEMENT
EDUCATION PROGRAM

CODE _____ NAME _____
AREA CENTER _____ SCHOOL _____
DATE _____ CITY _____ STATE _____

MINNESOTA VO-AG
COMPUTER DATA SHEET
FORM IA
OCTOBER: 1976

INVENTORY DATA

Form _____ of _____

LINE NO.	DESCRIPTION	BEGINNING INVENTORY			ENDING INVENTORY			STATE CODES			
		WHOLE FARM	OPEN SHARE	L.L. SHARE	WHOLE FARM	OPEN SHARE	L.L. SHARE				
1	CROP, SEED, & FEED	\$	\$	\$	\$	\$	\$	01 AL	26 MT		
2	AUTO & TRUCK FARM SHARE							02 AK	27 NB		
3	POWER CROP & GEN MACH							03 AZ	28 NV		
4	IRRIGATION EQUIPMENT							04 AR	29 NH		
5	CUSTOM WORK EQUIPMENT							05 CA	30 NJ		
6	LIVESTOCK EQUIPMENT							06 CO	31 NM		
7	BARE LAND							07 CT	32 NY		
8	BLDGS, FENCES & TILING							08 DE	33 NC		
9	TOTAL NON-FARM ASSETS							09 FL	34 ND		
10	DWELLING							10 GA	35 OH		
11	REAL ESTATE MTGE							11 HI	36 OK		
12	CHattel & CROP LOANS							12 ID	37 OR		
13	NOTES							13 IL	38 PA		
14	ACCOUNTS PAYABLE							14 IN	39 RI		
								15 IA	40 SC		
								16 KS	41 SD		
								17 KY	42 TN		
								18 LA	43 TX		
								19 ME	44 UT		
								20 MD	45 VT		
								21 MA	46 VA		
								22 MI	47 WA		
								23 MN	48 WV		
								24 MS	49 WI		
								25 MO	50 WY		

LIVESTOCK ENTERPRISES

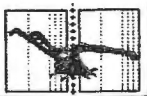
LINE NO.	DESCRIPTION	CODE NO 6200 Leaf Cutters			CODE NO DESCRIPTION --			CODE NO DESCRIPTION --		
		QUANTITY	WHOLE FARM	L.L. SHARE	QUANTITY	WHOLE FARM	L.L. SHARE	QUANTITY	WHOLE FARM	L.L. SHARE
19	CODE NUMBER									
20	BEGINNING INVENTORY		\$ 3100	\$		\$	\$		\$	\$
21	ENDING INVENTORY		3600							
22	TRANSFERS IN		260							
23	TRANSFERS OUT		610							
24	BUTCHERED									
25	SALES		1240							
26	PURCHASES		404							
	PRODUCT INFORMATION									
30	WHOLE MILK USED/HOUSE	QTS			QTS			QTS		
31	SKIM MILK USED/HOUSE	QTS			QTS			QTS		
32	CREAM USED/HOUSE	QTS			QTS			QTS		
33	CREAM SOLD	LBS BF.			LBS BF.			LBS BF.		
34	WHOLE MILK SOLD	LBS			LBS			LBS		
35	BUTTERFAT IN MILK SOLD	LBS			LBS			LBS		
36	NO SHEEP/GOATS SHEARED	NO.			NO.			NO.		
37	WOOL/HAIR SOLD (QIVIUT)	LBS			LBS			LBS		
38	INCL. INCENTIVE PYT.	NO.			NO.			NO.		
39	PELTS/HORNS SOLD	DOZ			DOZ			DOZ		
40	EGGS SOLD	DOZ			DOZ			DOZ		
41	EGGS USED IN HOUSE	DOZ			DOZ			DOZ		
42	CROPS USED IN HOUSE	LBS			LBS			LBS		
43	HONEY USED IN HOUSE	LBS			LBS			LBS		
44	WAX SOLD	NO.			NO.			NO.		
45	QUEENS & PKGS SOLD	NO.			NO.			NO.		
45	MISC. LVSTK INCOME		620							



Form of _____

CODE _____ NAME _____
AREA CENTER _____ SCHOOL _____
DATE _____ CITY _____ STATE _____

LINE NO.	DESCRIPTION	CODE NO. 6200 DESCRIPTION LEAF CUTTERS			CODE NO. _____ DESCRIPTION			CODE NO. _____ DESCRIPTION		
		QUANTITY	WHOLE FARM	L.L. SHARE	QUANTITY	WHOLE FARM	L.L. SHARE	QUANTITY	WHOLE FARM	L.L. SHARE
LIVESTOCK NUMBERS										
50	BEGINNING INVENTORY	205	NO.		NUMBER OF ACTIVE BOARDS ON HAND JANUARY 1.				NO.	
51	PURCHASED		NO.						NO.	
52	TRANSFERRED IN		NO.						NO.	
53	BORN		NO.						NO.	
54	SOLD		NO.		NUMBER OF NEW BOARDS THAT FAILED TO SURVIVE.				NO.	
55	YOUNG DIED	31	NO.						NO.	
56	OLD DIED	8	NO.						NO.	
57	TRANSFERRED OUT		NO.						NO.	
58	BUTCHERED (Acres Pollinated)	65	NO.		NUMBER OF COLONIES ON HAND JANUARY 1 THAT FAILED TO SURVIVE.				NO.	
59	ENDING INVENTORY	196	NO.						NO.	
60	FEMALES BEARING YOUNG		NO.						NO.	
61	FEM SUPPOSED TO BEAR YG		NO.						NO.	
62	AVERAGE NO ADULTS .x	2000	NO.		AVERAGE NUMBER OF ACTIVE BOARDS.				NO.	
63	AVERAGE NO OTHERS .x	0.0	NO.						NO.	
64	WORK UNITS/UNITS OTHER PROD LVSTK ONLY .xx		NO.						NO.	
MISC. LIVESTOCK INFO										
70	MISC. LIVESTOCK EXP.		170	\$		\$		\$		\$
71	VETERINARY EXPENSE		240							
72	CUSTOM WORK HIRED		170							
73	NO. SOLD OR TRANSFERRED		NO.			NO.			NO.	
74	SOLD OR TRANSFERRED		LBS			LBS			LBS	
75	SPECIAL HIRED LABOR		790							
76	PCAF .xx	.10			SEE "GENERAL INSTRUCTIONS", FOR USE OF PCAF, BCAF & ECAF DESIGNATIONS.					
77	ECAF	2								
78	BCAF	1								
FEED FED										
80	CORN 56#BuWt		BU.	\$		BU.	\$		BU.	\$
81	OATS 32#BuWt		BU.			BU.			BU.	
82	BARLEY, MILLET, BUCKWHEAT		BU.			BU.			BU.	
83	RYE, FLAX 56#BuWt		BU.			BU.			BU.	
84	WHEAT, SOYBEANS, PEAS 60# BuWt		BU.			BU.			BU.	
85	PROT, SALT, MIN & VIT (FISH FERT.)		CWT			CWT			CWT	
86	COMPLETE RATIONS (WORM BED)		TON			TON			TON	
87	LEGUME HAY (PEAT MOSS)		TON			TON			TON	
88	OTHER DRY HAY (COW MANURE)		TON			TON			TON	
89	CORN SILAGE (OTHER MANURE)		TON			TON			TON	
90	GRASS SILAGE		TON			TON			TON	
91	FODDER & STOVER		TON			TON			TON	
92	PASTURE		DAY			DAY			DAY	
93	WHOLE MILK FED		LBS			LBS			LBS	
94	FARM SKIM MILK FED		LBS			LBS			LBS	
95	HONEY	240	LBS	74		LBS			LBS	
96	SUGAR	350	LBS	107		LBS			LBS	
97	CHEMICALS & OTHER	65	LBS	73		LBS			LBS	
98	NECTAR & POLLENS	450	LBS	325		LBS			LBS	
99	RED MEATS & BY-PRODUCTS		LBS			LBS			LBS	
100	POULTRY MEATS & BY-PROD.		LBS			LBS			LBS	
101	FISH PRODUCTS		LBS			LBS			LBS	



FARM BUSINESS MANAGEMENT
EDUCATION PROGRAM

CODE _____ NAME _____
AREA CENTER _____ SCHOOL _____
DATE _____ CITY _____ STATE _____

MINNESOTA VO-AG
COMPUTER DATA SHEET
FORM 1A
OCTOBER, 1976

INVENTORY DATA

Form _____ of _____

LINE NO.	DESCRIPTION	BEGINNING INVENTORY			ENDING INVENTORY			STATE CODES
		WHOLE FARM	OPER. SHARE	L.L. SHARE	WHOLE FARM	OPER. SHARE	L.L. SHARE	
1	CROP, SEED, & FEED	\$	\$	\$	\$	\$	\$	01 AL 26 MT
2	AUTO & TRUCK FARM SHARE							02 AK 27 NB
3	POWER CROP & GEN MACH							03 AZ 28 NV
4	IRRIGATION EQUIPMENT							04 AR 29 NH
5	CUSTOM WORK EQUIPMENT							05 CA 30 NJ
6	LIVESTOCK EQUIPMENT							06 CO 31 NM
7	BARE LAND							07 CT 32 NY
8	BLDGS, FENCES & TILING							08 DE 33 NC
9	TOTAL NON-FARM ASSETS							09 FL 34 ND
10	DWELLING							10 GA 35 OH
11	REAL ESTATE MTGE							11 HI 36 OK
12	CHattel & CROP LOANS							12 ID 37 OR
13	NOTES							13 IL 38 PA
14	ACCOUNTS PAYABLE							14 IN 39 RI
LIVESTOCK ENTERPRISES								15 IA 40 SC
								16 KS 41 SD
								17 KY 42 TN
								18 LA 43 TX
								19 ME 44 UT
								20 MD 45 VT
								21 MA 46 VA
								22 MI 47 WA
								23 MN 48 WV
								24 MS 49 WI
								25 MO 50 WY

LINE NO.	DESCRIPTION	CODE NO. 6240 DESCRIPTION Chickens - Laying			CODE NO. -- DESCRIPTION --			CODE NO. -- DESCRIPTION --		
		QUANTITY	WHOLE FARM	L.L. SHARE	QUANTITY	WHOLE FARM	L.L. SHARE	QUANTITY	WHOLE FARM	L.L. SHARE
20	BEGINNING INVENTORY		\$ 8604	\$		\$	\$		\$	\$
21	ENDING INVENTORY		8974							
22	TRANSFERS IN		7620							
23	TRANSFERS	REPORT IN	295							
24	BUTCHERED POUNDS.	165	53							
25	SALES		5200							
26	PURCHASES		940							
PRODUCT INFORMATION										
30	WHOLE MILK USED/HOUSE	QTS			QTS			QTS		
31	SKIM MILK USED/HOUSE	QTS			QTS			QTS		
32	CREAM USED/HOUSE	QTS			QTS			QTS		
33	CREAM SOLD	LBS			LBS			LBS		
34	WHOLE MILK SOLD	LBS			LBS			LBS		
35	BUTTERFAT IN MILK SOLD	LBS			LBS			LBS		
36	NO SHEEP/GOATS SHEARED	NO.			NO.			NO.		
37	WOOL/HAIR SOLD (QIVIUT) INCL. INCENTIVE PYT.	LBS			LBS			LBS		
38	PELTS/HORNS SOLD	NO.			NO.			NO.		
39	EGGS SOLD	DOZ	40000	25200	DOZ			DOZ		
40	EGGS USED IN HOUSE	DOZ	106	6678	DOZ			DOZ		
41	CROPS USED IN HOUSE	LBS			LBS			LBS		
42	HONEY USED IN HOUSE	LBS			LBS			LBS		
43	WAX SOLD	NO.			NO.			NO.		
44	QUEENS & PKGS SOLD	NO.			NO.			NO.		
45	MISC. LVSTK INCOME		276							




Form _____ of _____

CODE _____ NAME _____
AREA CENTER _____ SCHOOL _____
DATE _____ CITY _____ STATE _____

LINE NO.	DESCRIPTION	CODE NO. 6240 DESCRIPTION Chickens-Laying			CODE NO. _____ DESCRIPTION _____			CODE NO. _____ DESCRIPTION _____		
		QUANTITY	WHOLE FARM	L.L. SHARE	QUANTITY	WHOLE FARM	L.L. SHARE	QUANTITY	WHOLE FARM	L.L. SHARE
	LIVESTOCK NUMBERS									
50	BEGINNING INVENTORY	2405	NO.			NO.			NO.	
51	PURCHASED	320	NO.			NO.			NO.	
52	TRANSFERRED IN	2190	NO.			NO.			NO.	
53	BORN		NO.			NO.			NO.	
54	SOLD		NO.			NO.			NO.	
55	YOUNG DIED	87	NO.			NO.			NO.	
56	OLD DIED	103	NO.			NO.			NO.	
57	TRANSFERRED OUT		NO.			NO.			NO.	
58	BUTCHERED (Acres Pollinated)		NO.			NO.			NO.	
59	ENDING INVENTORY		NO.			NO.			NO.	
60	FEMALES BEARING YOUNG		NO.			NO.			NO.	
61	FEM SUPPOSED TO BEAR YG		NO.			NO.			NO.	
62	AVERAGE NO ADULTS .x	2000.0	NO.			NO.			NO.	
63	AVERAGE NO OTHERS .x		NO.			NO.			NO.	
64	WORK UNITS/UNITS OTHER PROD LIVSTK ONLY .xx									
	MISC. LIVESTOCK INFO									
70	MISC. LIVESTOCK EXP.		\$ 695	\$		\$	\$		\$	\$
71	VETERINARY EXPENSE		420							
72	CUSTOM WORK HIRED		1100							
73	NO. SOLD OR TRANSFERRED		NO.			NO.			NO.	
74	SOLD OR TRANSFERRED		LBS			LBS			LBS	
75	SPECIAL HIRED LABOR		680							
76	PCAF .xx	.90								
77	ECAF	5								
78	BCAF	5								
	FEED FED									
80	CORN 56#BuWt	1800	BU.	\$ 4700		BU.	\$		BU.	\$
81	OATS 32#BuWt	806	BU.	1309		BU.			BU.	
82	BARLEY, MILLET, BUCKWHEAT	106	BU.	219		BU.			BU.	
83	RYE, FLAX 56#BuWt	54	BU.	117		BU.			BU.	
84	WHEAT, SOYBEANS, PEAS 60# BuWt	805	BU.	2507		BU.			BU.	
85	PROT, SALT, MIN & VIT (FISH FERT.)	18.3	CWT	2854		CWT			CWT	
86	COMPLETE RATIONS (WORM BED)	9.5	TON	1097		TON			TON	
87	LEGUME HAY (PEAT MOSS)		TON			TON			TON	
88	OTHER DRY HAY (COW MANURE)		TON			TON			TON	
89	CORN SILAGE (OTHER MANURE)		TON			TON			TON	
90	GRASS SILAGE		TON			TON			TON	
91	FODDER & STOVER		DAY			DAY			DAY	
92	PASTURE		DAY			DAY			DAY	
93	WHOLE MILK FED	840	LBS	67		LBS			LBS	
94	FARM SKIM MILK FED	1400	LBS	56		LBS			LBS	
95	HONEY		LBS			LBS			LBS	
96	SUGAR		LBS			LBS			LBS	
97	CHEMICALS & OTHER		LBS			LBS			LBS	
98	NECTAR & POLLENS		LBS			LBS			LBS	
99	RED MEATS & BY-PRODUCTS		LBS			LBS			LBS	
100	POULTRY MEATS & BY-PROD.		LBS			LBS			LBS	
101	FISH PRODUCTS		LBS			LBS			LBS	

SEE "GENERAL INSTRUCTIONS", FOR USE OF PCAF, BCAF & ECAF DESIGNATIONS.



FARM BUSINESS MANAGEMENT
EDUCATION PROGRAM

CODE _____ NAME _____
AREA CENTER _____ SCHOOL _____
DATE _____ CITY _____ STATE _____

MINNESOTA VO-AG
COMPUTER DATA SHEET
FORM 1A
OCTOBER: 1976

INVENTORY DATA

Form _____ of _____

LINE NO.	DESCRIPTION	BEGINNING INVENTORY			ENDING INVENTORY			STATE CODES			
		WHOLE FARM	OPER. SHARE	L.L. SHARE	WHOLE FARM	OPER. SHARE	L.L. SHARE				
		\$	\$	\$	\$	\$	\$				
1	CROP, SEED, & FEED							01 AL	26 MT		
2	AUTO & TRUCK FARM SHARE							02 AK	27 NB		
3	POWER CROP & GEN MACH							03 AZ	28 NV		
4	IRRIGATION EQUIPMENT							04 AR	29 NH		
5	CUSTOM WORK EQUIPMENT							05 CA	30 NJ		
6	LIVESTOCK EQUIPMENT							06 CO	31 NM		
7	BARE LAND							07 CT	32 NY		
8	BLDGS, FENCES & TILING							08 DE	33 NC		
9	TOTAL NON-FARM ASSETS							09 FL	34 ND		
10	DWELLING							10 GA	35 OH		
11	REAL ESTATE MTGE							11 HI	36 OK		
12	CHATTTEL & CROP LOANS							12 ID	37 OR		
13	NOTES							13 IL	38 PA		
14	ACCOUNTS PAYABLE							14 IN	39 RI		
								15 IA	40 SC		
								16 KS	41 SD		
								17 KY	42 TN		
								18 LA	43 TX		
								19 ME	44 UT		
								20 MD	45 VT		
								21 MA	46 VA		
								22 MI	47 WA		
								23 MN	48 WV		
								24 MS	49 WI		
								25 MO	50 WY		

QUANTITY IN POUNDS.

LIVESTOCK ENTERPRISES

LINE NO.	DESCRIPTION	CODE NO 6253 Pullet Prod			CODE NO --			CODE NO --		
		QUANTITY	WHOLE FARM	L.L. SHARE	QUANTITY	WHOLE FARM	L.L. SHARE	QUANTITY	WHOLE FARM	L.L. SHARE
20	BEGINNING INVENTORY		\$ 1108							
21	ENDING INVENTORY		580							
22	TRANSFERS IN		1125							
23	TRANSFERS OUT		5160							
24	BUTCHERED	180	147							
25	SALES		1237							
26	PURCHASES		890							
	PRODUCT INFORMATION									
30	WHOLE MILK USED/HOUSE	QTS			QTS			QTS		
31	SKIM WILK USED/HOUSE	QTS			QTS			QTS		
32	CREAM USED/HOUSE	QTS			QTS			QTS		
33	CREAM SOLD	LBS			LBS			LBS		
34	WHOLE MILK SOLD	LBS			LBS			LBS		
35	BUTTERFAT IN MILK SOLD	NO.			NO.			NO.		
36	NO SHEEP/GOATS SHEARED	LBS			LBS			LBS		
37	WOOL/HAIR SOLD (QIVIUT)									
38	INCL. INCENTIVE PYT.	NO.			NO.			NO.		
39	PELTS/HORNS SOLD	DOZ			DOZ			DOZ		
40	EGGS SOLD	DOZ			DOZ			DOZ		
41	EGGS USED IN HOUSE									
42	CROPS USED IN HOUSE	LBS			LBS			LBS		
43	HONEY USED IN HOUSE	LBS			LBS			LBS		
44	WAX SOLD	NO.			NO.			NO.		
45	QUEENS & PKGS SOLD									
45	MISC. LVSTK INCOME		192							

Form _____ of _____



CODE _____ NAME _____
AREA CENTER _____ SCHOOL _____
DATE _____ CITY _____ STATE _____

LINE NO.	DESCRIPTION	CODE NO. 6255 DESCRIPTION Pullet Prod.			CODE NO. _____ DESCRIPTION			CODE NO. _____ DESCRIPTION		
		QUANTITY	WHOLE FARM	L.L. SHARE	QUANTITY	WHOLE FARM	L.L. SHARE	QUANTITY	WHOLE FARM	L.L. SHARE
	LIVESTOCK NUMBERS									
50	BEGINNING INVENTORY	277 NO.								
51	PURCHASED	1250 NO.								
52	TRANSFERRED IN	300 NO.								
53	BORN	70 NO.								
54	SOLD	275 NO.								
55	YOUNG DIED	60 NO.								
56	OLD DIED	78 NO.								
57	TRANSFERRED OUT	1290 NO.								
58	(Acres Pollinated)	39 NO.								
59	ENDING INVENTORY	145 NO.								
60	FEMALES BEARING YOUNG									
61	FEM SUPPOSED TO BEAR YG									
62	AVERAGE NO ADULTS .x	10.3 NO.								
63	AVERAGE NO OTHERS .x	830.0 NO.								
64	WORK UNITS/UNITS OTHER PROD LVSTK ONLY .xx									
	MISC. LIVESTOCK INFO									
70	MISC. LIVESTOCK EXP.		\$ 340	\$		\$	\$		\$	\$
71	VETERINARY EXPENSE		197							
72	CUSTOM WORK HIRED		212							
73	NO. SOLD OR TRANSFERRED	NO.			NO.			NO.		
74	SOLD OR TRANSFERRED	LBS			LBS			LBS		
75	SPECIAL HIRED LABOR		320							
76	PCAF .xx	.60								
77	ECAF	4								
78	BCAF	5								
	FEED FED									
80	CORN 56#BuWt	60 BU.	\$ 145		BU.	\$		BU.	\$	
81	OATS 32#BuWt	120 BU.	184		BU.			BU.		
82	BARLEY, MILLET, BUCKWHEAT	100 BU.	187		BU.			BU.		
83	RYE, FLAX 56#BuWt	70 BU.	119		BU.			BU.		
84	WHEAT, SOYBEANS, PEAS 60# BuWt	100 BU.	284		BU.			BU.		
85	PROT, SALT, MIN & VIT (FISH FERT.)	31.0 CWT	241		CWT			CWT		
86	COMPLETE RATIONS (WORM BED)	1.0 TON	120		TON			TON		
87	LECUME HAY (PEAT MOSS)	TON			TON			TON		
88	OTHER DRY HAY (COW MANURE)	TON			TON			TON		
89	CORN SILAGE (OTHER MANURE)	TON			TON			TON		
90	GRASS SILAGE	TON			TON			TON		
91	FODDER & STOVER	TON			TON			TON		
92	PASTURE	DAY			DAY			DAY		
93	WHOLE MILK FED	300 LBS	24		LBS			LBS		
94	FARM SKIM MILK FED	600 LBS	25		LBS			LBS		
95	HONEY	LBS			LBS			LBS		
96	SUGAR	LBS			LBS			LBS		
97	CHEMICALS & OTHER	LBS			LBS			LBS		
98	NECTAR & POLLENS	LBS			LBS			LBS		
99	RED MEATS & BY-PRODUCTS	LBS			LBS			LBS		
100	POULTRY MEATS & BY-PROD.	LBS			LBS			LBS		
101	FISH PRODUCTS	LBS			LBS			LBS		

NUMBER OF BIRDS
HATCHED.

SEE "GENERAL INSTRUCTIONS", FOR USE
OF PCAF, BCAF & ECAF DESIGNATIONS.



FARM BUSINESS MANAGEMENT
EDUCATION PROGRAM

CODE _____ NAME _____
AREA CENTER _____ SCHOOL _____
DATE _____ CITY _____ STATE _____

MINNESOTA VO-AG
COMPUTER DATA SHEET
FORM 1A
OCTOBER: 1976

INVENTORY DATA

Form _____ of _____

LINE NO.	DESCRIPTION	BEGINNING INVENTORY			ENDING INVENTORY			STATE CODES
		WHOLE FARM	OPER. SHARE	L.L. SHARE	WHOLE FARM	OPER. SHARE	L.L. SHARE	
1	CROP, SEED, & FEED	\$	\$	\$	\$	\$	\$	01 AL 26 MT
2	AUTO & TRUCK FARM SHARE							02 AK 27 NB
3	POWER CROP & GEN MACH							03 AZ 28 NV
4	IRRIGATION EQUIPMENT							04 AR 29 NH
5	CUSTOM WORK EQUIPMENT							05 CA 30 NJ
6	LIVESTOCK EQUIPMENT							06 CO 31 NM
7	BARE LAND							07 CT 32 NY
8	BLDGS, FENCES & TILING							08 DE 33 NC
9	TOTAL NON-FARM ASSETS							09 FL 34 ND
10	DWELLING							10 GA 35 OH
11	REAL ESTATE MTGE							11 HI 36 OK
12	CHattel & CROP LOANS							12 ID 37 OR
13	NOTES							13 IL 38 PA
14	ACCOUNTS PAYABLE							14 IN 39 RI
								15 IA 40 SC
								16 KS 41 SD
								17 KY 42 TN
								18 LA 43 TX
								19 ME 44 UT
								20 MD 45 VT
								21 MA 46 VA
								22 MI 47 WA
								23 MN 48 WV
								24 MS 49 WI
								25 MO 50 WY

QUANTITY IN

LIVESTOCK ENTERPRISES

POUNDS

LINE NO.	DESCRIPTION	56260 DESCRIPTION Chickens - Broil.			CODE NO DESCRIPTION --			CODE NO DESCRIPTION --		
		QUANTITY	WHOLE FARM	L.L. SHARE	QUANTITY	WHOLE FARM	L.L. SHARE	QUANTITY	WHOLE FARM	L.L. SHARE
19	CODE NUMBER									
20	BEGINNING INVENTORY	2100	\$ 735	\$		\$	\$		\$	\$
21	ENDING INVENTORY	2600	780							
22	TRANSFERS IN	490	137							
23	TRANSFERS OUT	110	156							
24	BUTCHERED	65	21							
25	SALES	18000	7475							
26	PURCHASES	100	3100							
	PRODUCT INFORMATION									
30	WHOLE MILK USED/HOUSE	QTS			QTS			QTS		
31	SKIM WILK USED/HOUSE	QTS			QTS			QTS		
32	CREAM USED/HOUSE	QTS			QTS			QTS		
33	CREAM SOLD	LBS			LBS			LBS		
34	WHOLE MILK SOLD	BF.			BF.			BF.		
35	BUTTERFAT IN MILK SOLD	LBS			LBS			LBS		
36	NO SHEEP/GOATS SHEARED	NO.			NO.			NO.		
37	WOOL/HAIR SOLD (QIVIUT) INCL. INCENTIVE PYT.	LBS			LBS			LBS		
38	PELTS/HORNS SOLD	NO.			NO.			NO.		
39	EGGS SOLD	DOZ			DOZ			DOZ		
40	EGGS USED IN HOUSE	DOZ			DOZ			DOZ		
41	CROPS USED IN HOUSE									
42	HONEY USED IN HOUSE	LBS			LBS			LBS		
43	WAX SOLD	LBS			LBS			LBS		
44	QUEENS & PKGS SOLD	NO.			NO.			NO.		
45	MISC. LVSTK INCOME		106							

Form _____ of _____



CODE _____ NAME _____
AREA CENTER _____ SCHOOL _____
DATE _____ CITY _____ STATE _____

LINE NO.	DESCRIPTION	CODE NO. 6260 DESCRIPTION Chickens - Superleas			CODE NO. _____ DESCRIPTION _____			CODE NO. _____ DESCRIPTION _____		
		QUANTITY	WHOLE FARM	L.L. SHARE	QUANTITY	WHOLE FARM	L.L. SHARE	QUANTITY	WHOLE FARM	L.L. SHARE
LIVESTOCK NUMBERS										
50	BEGINNING INVENTORY	600	NO.			NO.			NO.	
51	PURCHASED	5250	NO.			NO.			NO.	
52	TRANSFERRED IN	605	NO.			NO.			NO.	
53	BORN		NO.			NO.			NO.	
54	SOLD	5140	NO.			NO.			NO.	
55	YOUNG DIED	199	NO.			NO.			NO.	
56	OLD DIED	101	NO.			NO.			NO.	
57	TRANSFERRED OUT		NO.			NO.			NO.	
58	BUTCHERED (Acres Pollinated)		NO.			NO.			NO.	
59	ENDING INVENTORY		NO.			NO.			NO.	
60	FEMALES BEARING YOUNG		NO.			NO.			NO.	
61	FEM SUPPOSED TO BEAR YG		NO.			NO.			NO.	
62	AVERAGE NO ADULTS .x	0.0	NO.			NO.			NO.	
63	AVERAGE NO OTHERS .x	3000.0	NO.			NO.			NO.	
64	WORK UNITS/UNITS OTHER PROD LVSTK ONLY .xx									
MISC. LIVESTOCK INFO										
70	MISC. LIVESTOCK EXP.			672	\$		\$		\$	\$
71	VETERINARY EXPENSE			390						
72	CUSTOM WORK HIRED			472						
73	NO. SOLD OR TRANSFERRED		NO.			NO.			NO.	
74	SOLD OR TRANSFERRED		LBS			LBS			LBS	
75	SPECIAL HIRED LABOR			1039						
76	PCAF .xx	.80		SEE "GENERAL INSTRUCTIONS", FOR USE OF PCAF, BCAF & ECAF DESIGNATIONS.						
77	ECAF	6								
78	BCAF	5								
FEED FED										
80	CORN 56#BuWt	1850	BU.	\$	4800		BU.	\$		
81	OATS 32#BuWt	856	BU.		1479		BU.			
82	BARLEY, MILLET, BUCKWHEAT	101	BU.		210		BU.			
83	RYE, FLAX 56#BuWt	59	BU.		128		BU.			
84	WHEAT, SOYBEANS, PEAS 60# BuWt	802	BU.		2501		BU.			
85	PROT. SALT, MIN & VIT (FISH FERT.)	18.5	CWT		2903		CWT			
86	COMPLETE RATIONS (WORM BED)	15.3	TON		2220		TON			
87	LEGUME HAY (PEAT MOSS)		TON				TON			
88	OTHER DRY HAY (COW MANURE)		TON				TON			
89	CORN SILAGE (OTHER MANURE)		TON				TON			
90	GRASS SILAGE		TON				TON			
91	FODDER & STOVER		DAY				DAY			
92	PASTURE		DAY				DAY			
93	WHOLE MILK FED	600	LBS		48		LBS			
94	FARM SKIM MILK FED	800	LBS		32		LBS			
95	HONEY		LBS				LBS			
96	SUGAR		LBS				LBS			
97	CHEMICALS & OTHER		LBS				LBS			
98	NECTAR & POLLENS		LBS				LBS			
99	RED MEATS & BY-PRODUCTS		LBS				LBS			
100	POULTRY MEATS & BY-PROD.		LBS				LBS			
101	FISH PRODUCTS		LBS				LBS			



FARM BUSINESS MANAGEMENT
EDUCATION PROGRAM

CODE _____ NAME _____
AREA CENTER _____ SCHOOL _____
DATE _____ CITY _____ STATE _____

MINNESOTA VO-AG
COMPUTER DATA SHEET
FORM 1A
OCTOBER, 1976

INVENTORY DATA

Form ____ of ____

LINE NO.	DESCRIPTION	BEGINNING INVENTORY			ENDING INVENTORY			STATE CODES
		WHOLE FARM	OPER. SHARE	L.L. SHARE	WHOLE FARM	OPER. SHARE	L.L. SHARE	
1	CROP, SEED, & FEED	\$	\$	\$	\$	\$	\$	01 AL 26 MT
2	AUTO & TRUCK FARM SHARE							02 AK 27 NB
3	POWER CROP & GEN MACH							03 AZ 28 NV
4	IRRIGATION EQUIPMENT							04 AR 29 NH
5	CUSTOM WORK EQUIPMENT							05 CA 30 NJ
6	LIVESTOCK EQUIPMENT							06 CO 31 NM
7	BARE LAND							07 CT 32 NY
8	BLDGS, FENCES & TILING							08 DE 33 NC
9	TOTAL NON-FARM ASSETS							09 FL 34 ND
10	DWELLING							10 GA 35 OH
11	REAL ESTATE MTGE							11 HI 36 OK
12	CHattel & CROP LOANS							12 ID 37 OR
13	NOTES							13 IL 38 PA
14	ACCOUNTS I							14 IN 39 RI
	QUANTITY IN POUNDS							15 IA 40 SC
	LIVESTOCK ENTERPRISES							16 KS 41 SD
								17 KY 42 TN
								18 LA 43 TX
								19 ME 44 UT
								20 MD 45 VT
								21 MA 46 VA
								22 MI 47 WA
								23 MN 48 WV
								24 MS 49 WI
								25 MO 50 WY

LINE NO.	DESCRIPTION	CODE NO 6290 DAIRY Cows			CODE NO --			CODE NO --		
		QUANTITY	WHOLE FARM	L.L. SHARE	QUANTITY	WHOLE FARM	L.L. SHARE	QUANTITY	WHOLE FARM	L.L. SHARE
20	BEGINNING INVENTORY		\$ 26100	\$		\$		\$		\$
21	ENDING INVENTORY		25200							
22	TRANSFERS IN		2000							
23	TRANSFERS OUT		300							
24	BUTCHERED	1200	275							
25	SALES		2204							
26	PURCHASES		605							
	PRODUCT INFORMATION									
30	WHOLE MILK USED/HOUSE	2080 QTS	357							
31	SKIM MILK USED/HOUSE	140 QTS	14							
32	CREAM USED/HOUSE	24 QTS	26							
33	CREAM SOLD	480 LBS	630							
34	WHOLE MILK SOLD	580348 LBS	46321							
35	BUTTERFAT IN MILK SOLD	22173 LBS								
36	NO SHEEP/GOATS SHEARED	NO.								
37	WOOL/HAIR SOLD (QIVTUT) INCL. INCENTIVE PYT.	LBS								
38	PELTS/HORNS SOLD	NO.								
39	EGGS SOLD	DOZ								
40	EGGS USED IN HOUSE	DOZ								
41	CROPS USED IN HOUSE									
42	HONEY USED IN HOUSE	LBS								
43	WAX SOLD	LBS								
44	QUEENS & PKGS SOLD	NO.								
45	MISC. LVSTK INCOME		397							

RECORD ONLY POUNDS OF BUTTERFAT AND VALUE. THE COMPUTER PROGRAM WILL COMPUTE THE WHOLE MILK EQUIVALENT FOR DETERMINING WHOLE MILK PRODUCED. DO NOT RECORD TOTAL POUNDS OF CREAM SOLD.

Form of _____




CODE _____ NAME _____
AREA CENTER _____ SCHOOL _____
DATE _____ CITY _____ STATE _____

LINE NO.	DESCRIPTION	CODE NO. 6290 DESCRIPTION DAIRY COWS			CODE NO. _____ DESCRIPTION _____			CODE NO. _____ DESCRIPTION _____		
		QUANTITY	WHOLE FARM	L.L. SHARE	QUANTITY	WHOLE FARM	L.L. SHARE	QUANTITY	WHOLE FARM	L.L. SHARE
	LIVESTOCK NUMBERS									
50	BEGINNING INVENTORY	NO.			NO.			NO.		
51	PURCHASED	NO.			NO.			NO.		
52	TRANSFERRED IN	NO.			NO.			NO.		
53	BORN	NO.			NO.			NO.		
54	SOLD	6			NO.			NO.		
55	YOUNG DIED	NO.			NO.			NO.		
56	OLD DIED	1			NO.			NO.		
57	TRANSFERRED OUT	1			NO.			NO.		
58	BUTCHERED ^{(Acres} Pollinated)	1			NO.			NO.		
59	ENDING INVENTORY	NO.			NO.			NO.		
60	FEMALES BEARING YOUNG	NO.			NO.			NO.		
61	FEM SUPPOSED TO BEAR YG	NO.			NO.			NO.		
62	AVERAGE NO ADULTS .x	57.5								
63	AVERAGE NO OTHERS .x									
64	WORK UNITS/UNITS OTHER PROD LVSTK ONLY .xx									
	MISC. LIVESTOCK INFO									
70	MISC. LIVESTOCK EXP.		1877	\$		\$	\$		\$	\$
71	VETERINARY EXPENSE		632							
72	CUSTOM WORK HIRED		1341							
73	NO. SOLD OR TRANSFERRED	NO.			NO.			NO.		
74	SOLD OR TRANSFERRED	LBS			LBS			LBS		
75	SPECIAL HIRED LABOR		670							
76	PCAF .xx	1.10								
77	ECAF	5								
78	BCAF	6								
	FEED FED									
80	CORN 56#BuWt	6083	BU.	\$ 16844		BU.	\$		BU.	\$
81	OATS 32#BuWt	190	BU.	321		BU.			BU.	
82	BARLEY, MILLET, BUCKWHEAT	95	BU.	173		BU.			BU.	
83	RYE, FLAX 56#BuWt	102	BU.	209		BU.			BU.	
84	WHEAT, SOYBEANS, PEAS 60# BuWt	65	BU.	173		BU.			BU.	
85	PROT, SALT, MIN & VIT (FISH FERT.)	280.2	CWT	3543		CWT			CWT	
86	COMPLETE RATIONS (WORM BED)	2.0	TON	247		TON			TON	
87	LEGUME HAY (PEAT MOSS)	244.0	TON	9760		TON			TON	
88	OTHER DRY HAY (COW MANURE)	3.0	TON	48		TON			TON	
89	CORN SILAGE (OTHER MANURE)	100.0	TON	1800		TON			TON	
90	GRASS SILAGE	10.0	TON	180		TON			TON	
91	FODDER & STOVER	2.0	TON	16		TON			TON	
92	PASTURE	-	DAY	1023		DAY			DAY	
93	WHOLE MILK FED		LBS			LBS			LBS	
94	FARM SKIM MILK FED		LBS			LBS			LBS	
95	HONEY		LBS			LBS			LBS	
96	SUGAR		LBS			LBS			LBS	
97	CHEMICALS & OTHER		LBS			LBS			LBS	
98	NECTAR & POLLENS		LBS			LBS			LBS	
99	RED MEATS & BY-PRODUCTS		LBS			LBS			LBS	
100	POULTRY MEATS & BY-PROD.		LBS			LBS			LBS	
101	FISH PRODUCTS		LBS			LBS			LBS	

MATURE DAIRY COWS ONLY

SEE "GENERAL INSTRUCTIONS", FOR USE OF PCAF, BCAF & ECAF DESIGNATIONS.



FARM BUSINESS MANAGEMENT
EDUCATION PROGRAM

CODE _____ NAME _____
AREA CENTER _____ SCHOOL _____
DATE _____ CITY _____ STATE _____

MINNESOTA VO-AG
COMPUTER DATA SHEET
FORM 1A
OCTOBER: 1976

INVENTORY DATA

Form ____ of ____

LINE NO.	DESCRIPTION	BEGINNING INVENTORY			ENDING INVENTORY			STATE CODES
		WHOLE FARM	OPER. SHARE	L.L. SHARE	WHOLE FARM	OPER. SHARE	L.L. SHARE	
1	CROP, SEED, & FEED	\$	\$	\$	\$	\$	\$	01 AL 26 MT
2	AUTO & TRUCK FARM SHARE							02 AK 27 NB
3	POWER CROP & GEN MACH							03 AZ 28 NV
4	IRRIGATION EQUIPMENT							04 AR 29 NH
5	CUSTOM WORK EQUIPMENT							05 CA 30 NJ
6	LIVESTOCK EQUIPMENT							06 CO 31 NM
7	BARE LAND							07 CT 32 NY
8	BLDGS, FENCES & TILING							08 DE 33 NC
9	TOTAL NON-FARM ASSETS							09 FL 34 ND
10	DWELLING							10 GA 35 OH
11	REAL ESTATE MTCE							11 HI 36 OK
12	CHattel & CROP LOANS							12 ID 37 OR
13	NOTES							13 IL 38 PA
14	ACCOUNTS PAYABLE							14 IN 39 RI
								15 IA 40 SC
								16 KS 41 SD
								17 KY 42 TN
								18 LA 43 TX
								19 ME 44 UT
								20 MD 45 VT
								21 MA 46 VA
								22 MI 47 WA
								23 MN 48 WV
								24 MS 49 WI
								25 MO 50 WY

QUANTITY IN
POUNDS

LIVESTOCK ENTERPRISES

LINE NO.	DESCRIPTION	CODE NO. 1310 OTHER DAIRY			CODE NO. DESCRIPTION			CODE NO. DESCRIPTION		
		QUANTITY	WHOLE FARM	L.L. SHARE	QUANTITY	WHOLE FARM	L.L. SHARE	QUANTITY	WHOLE FARM	L.L. SHARE
19	CODE NUMBER									
20	BEGINNING INVENTORY	\$	\$ 12500	\$	\$	\$	\$	\$	\$	\$
21	ENDING INVENTORY		12950							
22	TRANSFERS IN		405							
23	TRANSFERS OUT		3060							
24	BUTCHERED	1300	450							
25	SALES		522							
26	PURCHASES		390							
	PRODUCT INFORMATION									
30	WHOLE MILK USED/HOUSE	QTS			QTS			QTS		
31	SKIM MILK USED/HOUSE	QTS			QTS			QTS		
32	CREAM USED/HOUSE	QTS			QTS			QTS		
33	CREAM SOLD	LBS			LBS			LBS		
34	WHOLE MILK SOLD	LBS			LBS			LBS		
35	BUTTERFAT IN MILK SOLD	NO.			NO.			NO.		
36	NO SHEEP/GOATS SHEARED	LBS			LBS			LBS		
37	WOOL/HAIR SOLD (QIVIUT)	NO.			NO.			NO.		
38	INCL. INCENTIVE PYT.	DOZ			DOZ			DOZ		
39	EGGS SOLD	DOZ			DOZ			DOZ		
40	EGGS USED IN HOUSE	DOZ			DOZ			DOZ		
41	CROPS USED IN HOUSE	LBS			LBS			LBS		
42	HONEY USED IN HOUSE	LBS			LBS			LBS		
43	WAX SOLD	NO.			NO.			NO.		
44	QUEENS & PKGS SOLD	NO.			NO.			NO.		
45	MISC. LVSTK INCOME		260							


Form of



CODE _____ NAME _____
AREA CENTER _____ SCHOOL _____
DATE _____ CITY _____ STATE _____

LINE NO.	DESCRIPTION	CODE NO. 6310 DESCRIPTION OTHER DAIRY			CODE NO. _____ DESCRIPTION			CODE NO. _____ DESCRIPTION		
		QUANTITY	WHOLE FARM	L.L. SHARE	QUANTITY	WHOLE FARM	L.L. SHARE	QUANTITY	WHOLE FARM	L.L. SHARE
	LIVESTOCK NUMBERS									
50	BEGINNING INVENTORY	62 NO.			NO.			NO.		
51	PURCHASED	1 NO.			NO.			NO.		
52	TRANSFERRED IN	2 NO.			NO.			NO.		
53	BORN	40 NO.			NO.			NO.		
54	SOLD	6 NO.			NO.			NO.		
55	YOUNG DIED	12 NO.			NO.			NO.		
56	OLD DIED	1 NO.			NO.			NO.		
57	TRANSFERRED OUT	NO.			NO.			NO.		
58	BUTCHERED (Acres Pollinated)	NO.			NO.			NO.		
59	ENDING INVENTORY	NO.			NO.			NO.		
60	FEMALES BEARING YOUNG	NO.			NO.			NO.		
61	FEM SUPPOSED TO BEAR YG	NO.			NO.			NO.		
62	AVERAGE NO ADULTS .x	1.0 NO.			NO.			NO.		
63	AVERAGE NO OTHERS .x	58.9 NO.			NO.			NO.		
64	WORK UNITS/UNITS OTHER PROD LVSTK ONLY .xx									
	MISC. LIVESTOCK INFO									
70	MISC. LIVESTOCK EXP.		375	\$		\$			\$	\$
71	VETERINARY EXPENSE		128							
72	CUSTOM WORK HIRED		11							
73	NO. SOLD OR TRANSFERRED	NO.			NO.			NO.		
74	SOLD OR TRANSFERRED	LBS			LBS			LBS		
75	SPECIAL HIRED LABOR		160							
76	PCAF .xx	.90								
77	ECAF	3								
78	BCAF	5								
	FEED FED									
80	CORN 56#BuWt	700 BU.	\$ 1840		BU.	\$		BU.	\$	
81	OATS 32#BuWt	67 BU.	91		BU.			BU.		
82	BARLEY, MILLET, BUCKWHEAT	46 BU.	109		BU.			BU.		
83	RYE, FLAX 56#BuWt	18 BU.	47		BU.			BU.		
84	WHEAT, SOYBEANS, PEAS 60# BuWt	49 BU.	143		BU.			BU.		
85	PROT, SALT, MIN & VIT (FISH FERT.)	43.1 CWT	774		CWT			CWT		
86	COMPLETE RATIONS (WORM BED)	1.0 TON	132		TON			TON		
87	LEGUME HAY (PEAT MOSS)	40.0 TON	1860		TON			TON		
88	OTHER DRY HAY (COW MANURE)	7.1 TON	100		TON			TON		
89	CORN SILAGE (OTHER MANURE)	26.0 TON	520		TON			TON		
90	GRASS SILAGE	20.1 TON	328		TON			TON		
91	FODDER & STOVER	36.0 TON	472		TON			TON		
92	PASTURE	- DAY	781		DAY			DAY		
93	WHOLE MILK FED	1505 LBS	120		LBS			LBS		
94	FARM SKIM MILK FED	600 LBS	24		LBS			LBS		
95	HONEY	LBS			LBS			LBS		
96	SUGAR	LBS			LBS			LBS		
97	CHEMICALS & OTHER	LBS			LBS			LBS		
98	NECTAR & POLLENS	LBS			LBS			LBS		
99	RED MEATS & BY-PRODUCTS	LBS			LBS			LBS		
100	POULTRY MEATS & BY-PROD.	LBS			LBS			LBS		
101	FISH PRODUCTS	LBS			LBS			LBS		

SEE "GENERAL INSTRUCTIONS", FOR USE OF PCAF, BCAF & ECAF DESIGNATIONS.



FARM BUSINESS MANAGEMENT
EDUCATION PROGRAM

CODE _____ NAME _____
AREA CENTER _____ SCHOOL _____
DATE _____ CITY _____ STATE _____

MINNESOTA VO-AG
COMPUTER DATA SHEET
FORM 1A
OCTOBER: 1976

INVENTORY DATA

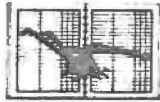
Form _____ of _____

LINE NO.	DESCRIPTION	BEGINNING INVENTORY			ENDING INVENTORY			STATE CODES			
		WHOLE FARM	OPER. SHARE	L.L. SHARE	WHOLE FARM	OPER. SHARE	L.L. SHARE				
1	CROP, SEED, & FEED	\$	\$	\$	\$	\$	\$	01 AL	26 MT		
2	AUTO & TRUCK FARM SHARE							02 AK	27 NB		
3	POWER CROP & GEN MACH							03 AZ	28 NV		
4	IRRIGATION EQUIPMENT							04 AR	29 NH		
5	CUSTOM WORK EQUIPMENT							05 CA	30 NJ		
6	LIVESTOCK EQUIPMENT							06 CO	31 NM		
7	BARE LAND							07 CT	32 NY		
8	BLDGs, FENCES & TILING							08 DE	33 NC		
9	TOTAL NON-FARM ASSETS							09 FL	34 ND		
10	DWELLING							10 GA	35 OH		
11	REAL ESTATE MTGE							11 HI	36 OK		
12	CHattel & CROP LOANS							12 ID	37 OR		
13	NOTES							13 IL	38 PA		
14	ACCOUNTS P.							14 IN	39 RI		

QUANTITY IN POUNDS

LIVESTOCK ENTERPRISES


LINE NO.	DESCRIPTION	CODE NO 6340 DOGS			CODE NO -- --			CODE NO -- --		
		QUANTITY	WHOLE FARM	L.L. SHARE	QUANTITY	WHOLE FARM	L.L. SHARE	QUANTITY	WHOLE FARM	L.L. SHARE
20	BEGINNING INVENTORY		\$ 1720	\$		\$	\$		\$	\$
21	ENDING INVENTORY		2040							
22	TRANSFERS IN		350							
23	TRANSFERS OUT		600							
24	BUTCHERED	40	30							
25	SALES		6290							
26	PURCHASES		540							
PRODUCT INFORMATION										
30	WHOLE MILK USED/HOUSE	QTS			QTS			QTS		
31	SKIM WILK USED/HOUSE	QTS			QTS			QTS		
32	CREAM USED/HOUSE	QTS			QTS			QTS		
33	CREAM SOLD	LBS			LBS			LBS		
34	WHOLE MILK SOLD	LBS			LBS			LBS		
35	BUTTERFAT IN MILK SOLD	NO.			NO.			NO.		
36	NO SHEEP/GOATS SHEARED	LBS			LBS			LBS		
37	WOOL/HAIR SOLD (QIVIUT) INCL. INCENTIVE PYT.	NO.			NO.			NO.		
38	PELTS/HORNS SOLD	DOZ			DOZ			DOZ		
39	EGGS SOLD	DOZ			DOZ			DOZ		
40	EGGS USED IN HOUSE	DOZ			DOZ			DOZ		
41	CROPS USED IN HOUSE	LBS			LBS			LBS		
42	HONEY USED IN HOUSE	LBS			LBS			LBS		
43	WAX SOLD	NO.			NO.			NO.		
44	QUEENS & PKGS SOLD									
45	MISC. LVSTK INCOME		650							



Form of

CODE _____ NAME _____
AREA CENTER _____ SCHOOL _____
DATE _____ CITY _____ STATE _____

LINE NO.	DESCRIPTION	CODE NO. 6340 DESCRIPTION 0000			CODE NO. _____ DESCRIPTION _____			CODE NO. _____ DESCRIPTION _____		
		QUANTITY	WHOLE FARM	L.L. SHARE	QUANTITY	WHOLE FARM	L.L. SHARE	QUANTITY	WHOLE FARM	L.L. SHARE
LIVESTOCK NUMBERS										
50	BEGINNING INVENTORY	55	NO.			NO.			NO.	
51	PURCHASED	2	NO.			NO.			NO.	
52	TRANSFERRED IN	3	NO.			NO.			NO.	
53	BORN	125	NO.			NO.			NO.	
54	SOLD	112	NO.			NO.			NO.	
55	YOUNG DIED	13	NO.			NO.			NO.	
56	OLD DIED	2	NO.			NO.			NO.	
57	TRANSFERRED OUT	4	NO.			NO.			NO.	
58	BUTCHERED (Acres Pollinated)		NO.	NO. OF LITTERS WELPED,					NO.	
59	ENDING INVENTORY	54	NO.						NO.	
60	FEMALES BEARING YOUNG	26	NO.	MATURE BREEDING BITCHES					NO.	
61	FEM SUPPOSED TO BEAR YG		NO.						NO.	
62	AVERAGE NO ADULTS .x	12.5	NO.						NO.	
63	AVERAGE NO OTHERS .x	43.2	NO.						NO.	
64	WORK UNITS/UNITS OTHER PROD LVSTK ONLY .xx			SPECIAL INSTRUCTIONS: THESE LINES ARE USED IN THE ANALYSIS TO DETERMINE THE AVERAGE VALUES OF MARKET ANIMALS OR WEANED ANIMALS EITHER SOLD OR TRANSFERRED TO ANOTHER ENTERPRISE; THUS THESE COLUMNS SHOULD EXCLUDE THE SALE OR TRANSFER OF MATURE BREEDING STOCK. LINE 73 SHOULD CONTAIN THE NUMBER OF IMMATURE ANIMALS THAT WERE SOLD OR TRANSFERRED. LINE 74, COL B SHOULD REPORT THE VALUE OF THE ANIMALS. LINES 73 & 74 ARE A SUBSET OF LINE 25 AND LINE 23, AND ARE USED ONLY IN THE CALCULATION OF SUPPLEMENTARY MANAGEMENT INFORMATION. IMPORTANT: WEIGHTS AND VALUES RECORDED IN LINE 74 MUST ALSO BE REPORTED AS PART OF EITHER LINE 24 OR LINE 23.						
MISC. LIVESTOCK INFO										
70	MISC. LIVESTOCK EXP.			165						
71	VETERINARY EXPENSE			178						
72	CUSTOM WORK HIRED			90						
73	NO. SOLD OR TRANSFERRED	105	NO.							
74	SOLD OR TRANSFERRED		LBS	5320						
75	SPECIAL HIRED LABOR			250						
76	PCAF .xx	.05		SEE "GENERAL INSTRUCTIONS", FOR USE OF PCAF, BCAF & ECAF DESIGNATIONS.						
77	ECAF	3								
78	BCAF	5								
FEED FED										
80	CORN 56#BuWt		BU.	\$		BU.	\$		BU.	\$
81	OATS 32#BuWt		BU.			BU.			BU.	
82	BARLEY, MILLET, BUCKWHEAT		BU.			BU.			BU.	
83	RYE, FLAX 56#BuWt		BU.			BU.			BU.	
84	WHEAT, SOYBEANS, PEAS 60# BuWt		BU.			BU.			BU.	
85	PROT, SALT, MIN & VIT (FISH FERT.)	102.5	CWT	1435	DRY DOG FOOD-CEREAL BASED,				CWT	
86	COMPLETE RATONS (WORM BED)		TON						TON	
87	LEGUME HAY (PEAT MOSS)		TON			TON			TON	
88	OTHER DRY HAY (COW MANURE)		TON			TON			TON	
89	CORN SILAGE (OTHER MANURE)		TON			TON			TON	
90	GRASS SILAGE		TON			TON			TON	
91	FODDER & STOVER		DAY			DAY			DAY	
92	PASTURE		LBS			LBS			LBS	
93	WHOLE MILK FED		LBS			LBS			LBS	
94	FARM SKIM MILK FED		LBS			LBS			LBS	
95	HONEY		LBS			LBS			LBS	
96	SUGAR		LBS			LBS			LBS	
97	CHEMICALS & OTHER		LBS			LBS			LBS	
98	NECTAR & POLLENS		LBS			LBS			LBS	
99	RED MEATS & BY-PRODUCTS	7240	LBS	2896		LBS			LBS	
100	POULTRY MEATS & BY-PROD.	1420	LBS	426		LBS			LBS	
101	FISH PRODUCTS	1200	LBS	300		LBS			LBS	



FARM BUSINESS MANAGEMENT
EDUCATION PROGRAM

CODE _____ NAME _____
AREA CENTER _____ SCHOOL _____
DATE _____ CITY _____ STATE _____

MINNESOTA VO-AG
COMPUTER DATA SHEET
FORM 1A
OCTOBER: 1976

INVENTORY DATA

Form 1 of 1

LINE NO.	DESCRIPTION	BEGINNING INVENTORY			ENDING INVENTORY			STATE CODES			
		WHOLE FARM	OPER. SHARE	L.L. SHARE	WHOLE FARM	OPER. SHARE	L.L. SHARE				
		\$	\$	\$	\$	\$	\$				
1	CROP, SEED, & FEED							01 AL	26 MT		
2	AUTO & TRUCK FARM SHARE							02 AK	27 NB		
3	POWER CROP & GEN MACH							03 AZ	28 NV		
4	IRRIGATION EQUIPMENT							04 AR	29 NH		
5	CUSTOM WORK EQUIPMENT							05 CA	30 N.J.		
6	LIVESTOCK EQUIPMENT							06 CO	31 NM		
7	BARE LAND							07 CT	32 NY		
8	BLDGS, FENCES & TILING							08 DE	33 NC		
9	TOTAL NON-FARM ASSETS							09 FL	34 ND		
10	DWELLING							10 GA	35 OH		
11	REAL ESTATE MTGE							11 HI	36 OK		
12	CHattel & CROP LOANS							12 ID	37 OR		
13	NOTES							13 IL	38 PA		
14	ACCOUNTS PAYABLE							14 IN	39 RI		
								15 IA	40 SC		
								16 KS	41 SD		
								17 KY	42 TN		
								18 LA	43 TX		
								19 ME	44 UT		
								20 MD	45 VT		
								21 MA	46 VA		
								22 MI	47 WA		
								23 MN	48 WY		
								24 MS	49 WI		
								25 MO	50 WY		

QUANTITY IN
POUNDS

LIVESTOCK ENTERPRISES

LINE NO.	DESCRIPTION	NO 6360 DESCRIPTION			CODE NO DESCRIPTION			CODE NO DESCRIPTION		
		A	B	C	D	E	F	G	H	I
		QUANTITY	WHOLE FARM	L.L. SHARE	QUANTITY	WHOLE FARM	L.L. SHARE	QUANTITY	WHOLE FARM	L.L. SHARE
20	BEGINNING INVENTORY	1600	\$ 640	\$		\$	\$		\$	\$
21	ENDING INVENTORY	1800	720							
22	TRANSFERS IN	116	47							
23	TRANSFERS OUT	72	29							
24	BUTCHERED	160	64							
25	SALES	4500	1800							
26	PURCHASES	800	320							
PRODUCT INFORMATION										
30	WHOLE MILK USED/HOUSE	QTS			QTS			QTS		
31	SKIM WILK USED/HOUSE	QTS			QTS			QTS		
32	CREAM USED/HOUSE	QTS			QTS			QTS		
33	CREAM SOLD	LBS			LBS			LBS		
34	WHOLE MILK SOLD	BF.			BF.			BF.		
35	BUTTERFAT IN MILK SOLD	LBS			LBS			LBS		
36	NO SHEEP/GOATS SHEARED	NO.			NO.			NO.		
37	WOOL/HAIR SOLD (QIVIUT) INCL. INCENTIVE PYT.	LBS			LBS			LBS		
38	PELTS/HORNS SOLD	NO.			NO.			NO.		
39	EGGS SOLD	DOZ	180		DOZ			DOZ		
40	EGGS USED IN HOUSE	DOZ	10		DOZ			DOZ		
41	CROPS USED IN HOUSE									
42	HONEY USED IN HOUSE	LBS			LBS			LBS		
43	WAX SOLD	LBS			LBS			LBS		
44	QUEENS & PKGS SOLD	NO.			NO.			NO.		
45	MISC. LVSTK INCOME		105							



Form _____ of _____


CODE _____ NAME _____
AREA CENTER _____ SCHOOL _____
DATE _____ CITY _____ STATE _____

LINE NO.	DESCRIPTION	CODE NO. 6400 DESCRIPTION FUR BEARING			CODE NO. _____ DESCRIPTION			CODE NO. _____ DESCRIPTION		
		QUANTITY	WHOLE FARM	L.L. SHARE	QUANTITY	WHOLE FARM	L.L. SHARE	QUANTITY	WHOLE FARM	L.L. SHARE
LIVESTOCK NUMBERS										
50	BEGINNING INVENTORY	300	NO.				NO.			
51	PURCHASED	30	NO.				NO.			
52	TRANSFERRED IN	15	NO.				NO.			
53	BORN	1097	NO.				NO.			
54	SOLD	30	NO.				NO.			
55	YOUNG DIED	31	NO.				NO.			
56	OLD DIED	9	NO.				NO.			
57	TRANSFERRED OUT	30	NO.				NO.			
58	BUTCHERED (Acres Pollinated)		NO.				NO.			
59	ENDING INVENTORY	320	NO.				NO.			
60	FEMALES BEARING YOUNG	691	NO.				NO.			
61	FEM SUPPOSED TO BEAR YG		NO.				NO.			
62	AVERAGE NO ADULTS .x	3200	NO.				NO.			
63	AVERAGE NO OTHERS .x	470.3	NO.				NO.			
64	WORK UNITS/UNITS OTHER PROD LVSTK ONLY .xx									
MISC. LIVESTOCK INFO										
70	MISC. LIVESTOCK EXP.			140	\$					
71	VETERINARY EXPENSE			490						
72	CUSTOM WORK HIRED			90						
73	NO. SOLD OR TRANSFERRED	1040	NO.							
74	SOLD OR TRANSFERRED		LBS	23340						
75	SPECIAL HIRED LABOR			650						
76	PCAF .xx	.10								
77	ECAF	6								
78	BCAF	5								
FEED FED										
80	CORN 56#BuWt		BU. \$							
81	OATS 32#BuWt		BU.							
82	BARLEY, MILLET, BUCKWHEAT		BU.							
83	RYE, FLAX 56#BuWt		BU.							
84	WHEAT, SOYBEANS, PEAS 60# BuWt		BU.							
85	PROT, SALT, MIN & VIT (FISH FERT.)		CWT							
86	COMPLETE RATIONS (WORM BED)	1.5	TON	227						
87	LEGUME HAY (PEAT MOSS)		TON							
88	OTHER DRY HAY (COW MANURE)		TON							
89	CORN SILAGE (OTHER MANURE)		TON							
90	GRASS SILAGE		TON							
91	FODDER & STOVER		TON							
92	PASTURE		DAY							
93	WHOLE MILK FED		LBS							
94	FARM SKIM MILK FED		LBS							
95	HONEY		LBS							
96	SUGAR		LBS							
97	CHEMICALS & OTHER	600	LBS	297						
98	NECTAR & POLLENS		LBS							
99	RED MEATS & BY-PRODUCTS	50270	LBS	15081						
100	POULTRY MEATS & BY-PROD.	12,300	LBS	1845						
101	FISH PRODUCTS	11,190	LBS	1678						

SPECIAL INSTRUCTIONS: THESE LINES ARE USED IN THE ANALYSIS TO DETERMINE THE AVERAGE VALUES OF MARKET ANIMALS OR WEANED ANIMALS EITHER SOLD OR TRANSFERRED TO ANOTHER ENTERPRISE; THUS THESE COLUMNS SHOULD EXCLUDE THE SALE OR TRANSFER OF MATURE BREEDING STOCK. LINE 75 SHOULD CONTAIN THE NUMBER OF IMMATURE ANIMALS THAT WERE SOLD OR TRANSFERRED. LINE 74, COL B SHOULD REPORT THE VALUE OF THE ANIMALS. LINES 73 & 74 ARE A SUBSET OF LINE 25 AND LINE 23, AND ARE USED ONLY IN THE CALCULATION OF SUPPLEMENTARY MANAGEMENT INFORMATION. IMPORTANT: WEIGHTS AND VALUES RECORDED IN LINE 74 MUST ALSO BE REPORTED AS PART OF EITHER LINE 24 OR LINE 23.

SEE "GENERAL INSTRUCTIONS", FOR USE OF PCAF, BCAF & ECAF DESIGNATIONS.

DRY CEREAL BASED FEEDS



FARM BUSINESS MANAGEMENT
EDUCATION PROGRAM

CODE _____ NAME _____
AREA CENTER _____ SCHOOL _____
DATE _____ CITY _____ STATE _____

MINNESOTA VO-AG
COMPUTER DATA SHEET
FORM 1A
OCTOBER: 1976

INVENTORY DATA

Form _____ of _____

LINE NO.	DESCRIPTION	BEGINNING INVENTORY			ENDING INVENTORY			STATE CODES			
		WHOLE FARM	OPER. SHARE	L.L. SHARE	WHOLE FARM	OPER. SHARE	L.L. SHARE				
1	CROP, SEED, & FEED	\$		\$	\$		\$	01 AL	26 MT		
2	AUTO & TRUCK FARM SHARE							02 AK	27 NB		
3	POWER CROP & GEN MACH							03 AZ	28 NV		
4	IRRIGATION EQUIPMENT							04 AR	29 NH		
5	CUSTOM WORK EQUIPMENT							05 CA	30 NJ		
6	LIVESTOCK EQUIPMENT							06 CO	31 NM		
7	BARE LAND							07 CT	32 NY		
8	BLDGs, FENCES & TILING							08 DE	33 NC		
9	TOTAL NON-FARM ASSETS							09 FL	34 ND		
10	DWELLING							10 GA	35 OH		
11	REAL ESTATE MTGE							11 HI	36 OK		
12	CHattel & CROP LOANS							12 ID	37 OR		
13	NOTES							13 IL	38 PA		
14	ACCOUNTS PAYABLE							14 IN	39 RI		
								15 IA	40 SC		
								16 KS	41 SD		
								17 KY	42 TN		
								18 LA	43 TX		
								19 ME	44 UT		
								20 MD	45 VT		
								21 MA	46 VA		
								22 MI	47 WA		
								23 MN	48 WV		
								24 MS	49 WI		
								25 MO	50 WY		

QUANTITY IN
POUNDS

LIVESTOCK ENTERPRISES

LINE NO.	DESCRIPTION	NO 6450 DAIRY GOATS			CODE NO DESCRIPTION			CODE NO DESCRIPTION		
		QUANTITY	WHOLE FARM	L.L. SHARE	QUANTITY	WHOLE FARM	L.L. SHARE	QUANTITY	WHOLE FARM	L.L. SHARE
19	CODE NUMBER									
20	BEGINNING INVENTORY		\$ 7350	\$		\$	\$		\$	\$
21	ENDING INVENTORY		10050							
22	TRANSFERS IN		1950							
23	TRANSFERS OUT		430							
24	BUTCHERED	110	80							
25	SALES		573							
26	PURCHASES		1533							
	PRODUCT INFORMATION									
30	WHOLE MILK USED/HOUSE	460 QTS	55			QTS			QTS	
31	SKIM MILK USED/HOUSE	QTS				QTS			QTS	
32	CREAM USED/HOUSE	QTS				QTS			QTS	
33	CREAM SOLD	LBS				LBS			LBS	
34	WHOLE MILK SOLD	137598 LBS	11418			LBS			LBS	
35	BUTTERFAT IN MILK SOLD	LBS				LBS			LBS	
36	NO SHEEP/GOATS SHEARED	NO.				NO.			NO.	
37	WOOL/HAIR SOLD (QIVIUT) INCL. INCENTIVE PYT.	LBS	106			LBS			LBS	
38	PELT/S/HORNS SOLD	NO.	73			NO.			NO.	
39	EGGS SOLD	DOZ				DOZ			DOZ	
40	EGGS USED IN HOUSE	DOZ				DOZ			DOZ	
41	CROPS USED IN HOUSE									
42	HONEY USED IN HOUSE	LBS				LBS			LBS	
43	WAX SOLD	LBS				LBS			LBS	
44	QUEENS & PKGS SOLD	NO.				NO.			NO.	
45	MISC. LVSTK INCOME		45							



Form _____ of _____

CODE _____ NAME _____
AREA CENTER _____ SCHOOL _____
DATE _____ CITY _____ STATE _____

LINE NO.	DESCRIPTION	CODE NO. 6450 DESCRIPTION Dairy goats			CODE NO. _____ DESCRIPTION _____			CODE NO. _____ DESCRIPTION _____		
		QUANTITY	WHOLE FARM	L.L. SHARE	QUANTITY	WHOLE FARM	L.L. SHARE	QUANTITY	WHOLE FARM	L.L. SHARE
	LIVESTOCK NUMBERS									
50	BEGINNING INVENTORY	NO.			NO.			NO.		
51	PURCHASED	NO.			NO.			NO.		
52	TRANSFERRED IN	NO.			NO.			NO.		
53	BORN	NO.			NO.			NO.		
54	SOLD	5			NO.			NO.		
55	YOUNG DIED	NO.			NO.			NO.		
56	OLD DIED	2			NO.			NO.		
57	TRANSFERRED OUT	4			NO.			NO.		
58	BUTCHERED (Acres pollinated)	1			NO.			NO.		
59	ENDING INVENTORY	NO.			NO.			NO.		
60	FEMALES BEARING YOUNG	NO.			NO.			NO.		
61	FEM SUPPOSED TO BEAR YG	NO.			NO.			NO.		
62	AVERAGE NO ADULTS .x	53.7			NO.			NO.		
63	AVERAGE NO OTHERS .x	0.0			NO.			NO.		
64	WORK UNITS/UNITS OTHER PROD LVSTK ONLY .xx	.			NO.			NO.		
	MISC. LIVESTOCK INFO									
70	MISC. LIVESTOCK EXP.		130	\$					\$	
71	VETERINARY EXPENSE		240							
72	CUSTOM WORK HIRED		650							
73	NO. SOLD OR TRANSFERRED	NO.			NO.			NO.		
74	SOLD OR TRANSFERRED	LBS			LBS			LBS		
75	SPECIAL HIRED LABOR		220							
76	PCAF .xx	1.00								
77	ECAF	5								
78	BCAF	5								
	FEED FED									
80	CORN 56#BuWt	900	BU.	\$ 2475		BU.	\$		BU.	\$
81	OATS 32#BuWt	60	BU.	96		BU.			BU.	
82	BARLEY, MILLET, BUCKWHEAT	60	BU.	125		BU.			BU.	
83	RYE, FLAX 56#BuWt	15	BU.	34		BU.			BU.	
84	WHEAT, SOYBEANS, PEAS 60# BuWt	60	BU.	179		BU.			BU.	
85	PROT, SALT, MIN & VIT (FISH FERT.)	140.3	CWT	1151		CWT			CWT	
86	COMPLETE RATONS (WORM BED)	2.1	TON	273		TON			TON	
87	LEGUME HAY (PEAT MOSS)	31.0	TON	1395		TON			TON	
88	OTHER DRY HAY (COW MANURE)	33.0	TON	660		TON			TON	
89	CORN SILAGE (OTHER MANURE)	40.0	TON	600		TON			TON	
90	GRASS SILAGE	23.0	TON	368		TON			TON	
91	FODDER & STOVER	4.0	TON	46		TON			TON	
92	PASTURE	—	DAY	420		DAY			DAY	
93	WHOLE MILK FED	300	LBS	24		LBS			LBS	
94	FARM SKIM MILK FED	500	LBS	21		LBS			LBS	
95	HONEY		LBS			LBS			LBS	
96	SUGAR		LBS			LBS			LBS	
97	CHEMICALS & OTHER		LBS			LBS			LBS	
98	NECTAR & POLLENS		LBS			LBS			LBS	
99	RED MEATS & BY-PRODUCTS		LBS			LBS			LBS	
100	POULTRY MEATS & BY-PROD.		LBS			LBS			LBS	
101	FISH PRODUCTS		LBS			LBS			LBS	

MATURE FEMALES ONLY

SEE "GENERAL INSTRUCTIONS", FOR USE OF PCAF, BCAF & ECAF DESIGNATIONS.



FARM BUSINESS MANAGEMENT
EDUCATION PROGRAM

CODE _____ NAME _____
AREA CENTER _____ SCHOOL _____
DATE _____ CITY _____ STATE _____

MINNESOTA VO-AG
COMPUTER DATA SHEET
FORM 1A
OCTOBER: 1976

INVENTORY DATA


Form _____ of _____

LINE NO.	DESCRIPTION	BEGINNING INVENTORY			ENDING INVENTORY			STATE CODES
		WHOLE FARM	OPER. SHARE	L.L. SHARE	WHOLE FARM	OPER. SHARE	L.L. SHARE	
1	CROP, SEED, & FEED	\$	\$	\$	\$	\$	\$	01 AL 26 MT
2	AUTO & TRUCK FARM SHARE							02 AK 27 NB
3	POWER CROP & GEN MACH							03 AZ 28 NV
4	IRRIGATION EQUIPMENT							04 AR 29 NH
5	CUSTOM WORK EQUIPMENT							05 CA 30 NJ
6	LIVESTOCK EQUIPMENT							06 CO 31 NM
7	BARE LAND							07 CT 32 NY
8	BLDGS, FENCES & TILING							08 DE 33 NC
9	TOTAL NON-FARM ASSETS							09 FL 34 ND
10	DWELLING							10 GA 35 OH
11	REAL ESTATE MTGE							11 HI 36 OK
12	CHattel & CROP LOANS							12 ID 37 OR
13	NOTES							13 IL 38 PA
14	ACCOUNTS PAYABLE							14 IN 39 RI
								15 IA 40 SC
								16 KS 41 SD
								17 KY 42 TN
								18 LA 43 TX
								19 ME 44 UT
								20 MD 45 VT
								21 MA 46 VA
								22 MI 47 WA
								23 MN 48 WV
								24 MS 49 WI
								25 MO 50 WY

QUANTITY IN
POUNDS

LIVESTOCK ENTERPRISES

LINE NO.	DESCRIPTION	CODE NO. 6456 DESCRIPTION OTHER Dairy goats			CODE NO. -- DESCRIPTION --			CODE NO. -- DESCRIPTION --		
		QUANTITY	WHOLE FARM	L.L. SHARE	QUANTITY	WHOLE FARM	L.L. SHARE	QUANTITY	WHOLE FARM	L.L. SHARE
19	CODE NUMBER									
20	BEGINNING INVENTORY		\$ 3287	\$		\$	\$		\$	\$
21	ENDING INVENTORY		3556							
22	TRANSFERS IN		140							
23	TRANSFERS OUT		1950							
24	BUTCHERED	160	51							
25	SALES		1320							
26	PURCHASES		230							
	PRODUCT INFORMATION									
30	WHOLE MILK USED/HOUSE	QTS			QTS			QTS		
31	SKIM WILK USED/HOUSE	QTS			QTS			QTS		
32	CREAM USED/HOUSE	QTS			QTS			QTS		
33	CREAM SOLD	LBS BF.			LBS BF.			LBS BF.		
34	WHOLE MILK SOLD	LBS			LBS			LBS		
35	BUTTERFAT 'IN MILK SOLD	LBS			LBS			LBS		
36	NO SHEEP/GOATS SHEARED	NO.			NO.			NO.		
37	WOOL/HAIR SOLD (QIVIUT) INCL. INCENTIVE PYT.	31 LBS	72		LBS			LBS		
38	PELTS/HORNS SOLD	16 NO.	104		NO.			NO.		
39	EGGS SOLD	DOZ			DOZ			DOZ		
40	EGGS USED IN HOUSE	DOZ			DOZ			DOZ		
41	CROPS USED IN HOUSE									
42	HONEY USED IN HOUSE	LBS			LBS			LBS		
43	WAX SOLD	LBS			LBS			LBS		
44	QUEENS & PKGS SOLD	NO.			NO.			NO.		
45	MISC. LVSTK INCOME		110							




Form of _____

CODE _____ NAME _____
AREA CENTER _____ SCHOOL _____
DATE _____ CITY _____ STATE _____

LINE NO.	DESCRIPTION	CODE NO. 6456 DESCRIPTION OTHER DAIRY GOATS			CODE NO. _____ DESCRIPTION			CODE NO. _____ DESCRIPTION		
		A QUANTITY	B WHOLE FARM	C L.L. SHARE	D QUANTITY	E WHOLE FARM	F L.L. SHARE	G QUANTITY	H WHOLE FARM	I L.L. SHARE
	LIVESTOCK NUMBERS									
50	BEGINNING INVENTORY	77	NO.							
51	PURCHASED	3	NO.							
52	TRANSFERRED IN	2	NO.							
53	BORN	65	NO.							
54	SOLD		NO.							
55	YOUNG DIED	6	NO.							
56	OLD DIED	2	NO.							
57	TRANSFERRED OUT		NO.							
58	BUTCHERED ^(Acres) _(Pollinated)		NO.							
59	ENDING INVENTORY		NO.							
60	FEMALES BEARING YOUNG		NO.							
61	FEM SUPPOSED TO BEAR YG		NO.							
62	AVERAGE NO ADULTS .x	1.2	NO.							
63	AVERAGE NO OTHERS .x	73.2	NO.							
64	WORK UNITS/UNITS OTHER PROD LVSTK ONLY .xx									
	MISC. LIVESTOCK INFO									
70	MISC. LIVESTOCK EXP.			130						
71	VETERINARY EXPENSE			65						
72	CUSTOM WORK HIRED			105						
73	NO. SOLD OR TRANSFERRED		NO.							
74	SOLD OR TRANSFERRED		LBS							
75	SPECIAL HIRED LABOR			60						
76	PCAF .xx	.80								
77	ECAF	4								
78	BCAF	5								
	FEED FED									
80	CORN 56#BuWt	340	BU.	\$ 935						
81	OATS 32#BuWt	20	BU.	32						
82	BARLEY, MILLET, BUCKWHEAT	23	BU.	58						
83	RYE, FLAX 56#BuWt	15	BU.	31						
84	WHEAT, SOYBEANS, PEAS 60# BuWt	14	BU.	42						
85	PROT, SALT, MIN & VIT (FISH FERT.)	103	CWT	1298						
86	COMPLETE RATIONS (WORM BED)	.5	TON	73						
87	LEGUME HAY (PEAT MOSS)	10.5	TON	472						
88	OTHER DRY HAY (COW MANURE)	6.4	TON	141						
89	CORN SILAGE (OTHER MANURE)	3.0	TON	46						
90	GRASS SILAGE	2.0	TON	30						
91	FODDER & STOVER	1.0	TON	12						
92	PASTURE	-	DAY	140						
93	WHOLE MILK FED	420	LBS	33						
94	FARM SKIM MILK FED	370	LBS	15						
95	HONEY		LBS							
96	SUGAR		LBS							
97	CHEMICALS & OTHER		LBS							
98	NECTAR & POLLENS		LBS							
99	RED MEATS & BY-PRODUCTS		LBS							
100	POULTRY MEATS & BY-PROD.		LBS							
101	FISH PRODUCTS		LBS							

SEE "GENERAL INSTRUCTIONS", FOR USE
OF PCAF, BCAF & ECAF DESIGNATIONS.



FARM BUSINESS MANAGEMENT
EDUCATION PROGRAM

CODE _____ NAME _____
AREA CENTER _____ SCHOOL _____
DATE _____ CITY _____ STATE _____

MINNESOTA VO-AG
COMPUTER DATA SHEET
FORM 1A
OCTOBER: 1976

INVENTORY DATA

Form _____ of _____

LINE NO.	DESCRIPTION	BEGINNING INVENTORY			ENDING INVENTORY			STATE CODES			
		WHOLE FARM	OPER. SHARE	L.L. SHARE	WHOLE FARM	OPER. SHARE	L.L. SHARE				
1	CROP, SEED, & FEED	\$	\$	\$	\$	\$	\$	01 AL	26 MT		
2	AUTO & TRUCK FARM SHARE							02 AK	27 NB		
3	POWER CROP & GEN MACH							03 AZ	28 NV		
4	IRRIGATION EQUIPMENT							04 AR	29 NH		
5	CUSTOM WORK EQUIPMENT							05 CA	30 NJ		
6	LIVESTOCK EQUIPMENT							06 CO	31 NM		
7	BARE LAND							07 CT	32 NY		
8	BLDGS, FENCES & TILING							08 DE	33 NC		
9	TOTAL NON-FARM ASSETS							09 FL	34 ND		
10	DWELLING							10 GA	35 OH		
11	REAL ESTATE MIGE							11 HI	36 OK		
12	CHattel & CROP LOANS							12 ID	37 OR		
13	NOTES							13 IL	38 PA		
14	ACCOUNTS PAYABLE							14 IN	39 RI		
								15 IA	40 SC		
								16 KS	41 SD		
								17 KY	42 TN		
								18 LA	43 TX		
								19 ME	44 UT		
								20 MD	45 VT		
								21 MA	46 VA		
								22 MI	47 WA		
								23 MN	48 WV		
								24 MS	49 WI		
								25 MO	50 WY		

QUANTITY IN
POUNDS

LIVESTOCK ENTERPRISES

LINE NO.	DESCRIPTION	CODE NO 6470 DESCRIPTION Hogs-Far-Fin			CODE NO DESCRIPTION			CODE NO DESCRIPTION		
		QUANTITY	WHOLE FARM	L.L. SHARE	QUANTITY	WHOLE FARM	L.L. SHARE	QUANTITY	WHOLE FARM	L.L. SHARE
19	CODE NUMBER									
20	BEGINNING INVENTORY	9534	\$ 7290	\$		\$	\$		\$	\$
21	ENDING INVENTORY	9700	4320							
22	TRANSFERS IN	313	140							
23	TRANSFERS OUT	300	130							
24	BUTCHERED	240	106							
25	SALES	72920	33543							
26	PURCHASES	470	315							
	PRODUCT INFORMATION									
30	WHOLE MILK USED/HOUSE	QTS			QTS			QTS		
31	SKIM WILK USED/HOUSE	QTS			QTS			QTS		
32	CREAM USED/HOUSE	QTS			QTS			QTS		
33	CREAM SOLD	LBS BF.			LBS BF.			LBS BF.		
34	WHOLE MILK SOLD	LBS			LBS			LBS		
35	BUTTERFAT IN MILK SOLD	LBS			LBS			LBS		
36	NO SHEEP/GOATS SHEARED	NO.			NO.			NO.		
37	WOOL/HAIR SOLD (QIVIUT) INCL. INCENTIVE PYT.	LBS			LBS			LBS		
38	PELTS/HORNS SOLD	NO.			NO.			NO.		
39	EGGS SOLD	DOZ			DOZ			DOZ		
40	EGGS USED IN HOUSE	DOZ			DOZ			DOZ		
41	CROPS USED IN HOUSE									
42	HONEY USED IN HOUSE	LBS			LBS			LBS		
43	WAX SOLD	LBS			LBS			LBS		
44	QUEENS & PKGS SOLD	NO.			NO.			NO.		
45	MISC. LVSTK INCOME		65							

Form of _____

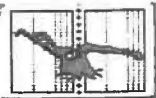


CODE _____ NAME _____
AREA CENTER _____ SCHOOL _____
DATE _____ CITY _____ STATE _____

LINE NO.	DESCRIPTION	CODE NO. 6470 DESCRIPTION HOGS-FAR-FIN			CODE NO. _____ DESCRIPTION _____			CODE NO. _____ DESCRIPTION _____		
		QUANTITY	WHOLE FARM	L.L. SHARE	QUANTITY	WHOLE FARM	L.L. SHARE	QUANTITY	WHOLE FARM	L.L. SHARE
	LIVESTOCK NUMBERS									
50	BEGINNING INVENTORY	36	NO.			NO.			NO.	
51	PURCHASED	1	NO.			NO.			NO.	
52	TRANSFERRED IN	2	NO.			NO.			NO.	
53	BORN	351	NO.			NO.			NO.	
54	SOLD	313	NO.			NO.			NO.	
55	YOUNG DIED	29	NO.			NO.			NO.	
56	OLD DIED	3	NO.							
57	TRANSFERRED OUT		NO.							
58	BUTCHERED ^(Acres) _(Pollinated)		NO.							
59	ENDING INVENTORY		NO.							
60	FEMALES BEARING YOUNG	35	NO.							
61	FEM SUPPOSED TO BEAR YG		NO.							
62	AVERAGE NO ADULTS .x	31.3	NO.							
63	AVERAGE NO OTHERS .x	105.6	NO.							
64	WORK UNITS/UNITS OTHER PROD LVSTK ONLY .xx									
	MISC. LIVESTOCK INFO									
70	MISC. LIVESTOCK EXP.			130	\$					
71	VETERINARY EXPENSE			265						
72	CUSTOM WORK HIRED			190						
73	NO. SOLD OR TRANSFERRED	304	NO.							
74	SOLD OR TRANSFERRED	70000	LBS	31430						
75	SPECIAL HIRED LABOR			340						
76	PCAF .xx	1.00								
77	ECAF	4								
78	BCAF	7								
	FEED FED									
80	CORN 56#BuWt	3100	BU. \$	8252						
81	OATS 32#BuWt	560	BU.	296						
82	BARLEY, MILLET, BUCKWHEAT	310	BU.	736						
83	RYE, FLAX 56#BuWt	70	BU.	148						
84	WHEAT, SOYBEANS, PEAS 60# BuWt	109	BU.	327						
85	PROT, SALT, MIN & VIT (FISH FERT.)	490.5	CWT	3798						
86	COMPLETE RATIONS (WORM BED)	1.3	TON	169						
87	LEGUME HAY (PEAT MOSS)	2.0	TON	90						
88	OTHER DRY HAY (COW MANURE)	1.0	TON	25						
89	CORN SILAGE (OTHER MANURE)	3.0	TON	45						
90	GRASS SILAGE	1.5	TON	23						
91	FODDER & STOVER		TON							
92	PASTURE	-	DAY	105						
93	WHOLE MILK FED	300	LBS	24						
94	FARM SKIM MILK FED	700	LBS	29						
95	HONEY		LBS							
96	SUGAR		LBS							
97	CHEMICALS & OTHER		LBS							
98	NECTAR & POLLENS		LBS							
99	RED MEATS & BY-PRODUCTS		LBS							
100	POULTRY MEATS & BY-PROD.		LBS							
101	FISH PRODUCTS		LBS							

SPECIAL INSTRUCTIONS: THESE LINES ARE USED IN THE ANALYSIS TO DETERMINE THE AVERAGE WEIGHTS AND AVERAGE VALUES OF MARKET ANIMALS OR WEANED ANIMALS EITHER SOLD OR TRANSFERRED TO ANOTHER ENTERPRISE; THUS THESE COLUMNS SHOULD EXCLUDE THE SALE OR TRANSFER OF MATURE BREEDING STOCK. LINE 73 SHOULD CONTAIN THE NUMBER OF IMMATURE ANIMALS THAT WERE SOLD OR TRANSFERRED. LINE 74 COL A SHOULD REPORT THE WEIGHT OF THE ANIMALS REPORTED IN LINE 73, LINE 74 COL B SHOULD REPORT THE VALUE OF THE ANIMALS. LINES 73 & 74 ARE A SUBSET OF LINE 25 AND LINE 23, AND ARE USED ONLY IN THE CALCULATION OF SUPPLEMENTARY MANAGEMENT INFORMATION ON THE HOG ENTERPRISE TABLE. IMPORTANT: WEIGHTS AND VALUES RECORDED IN LINE 74 MUST ALSO BE REPORTED AS PART OF EITHER LINE 24 OR LINE 23.

SEE "GENERAL INSTRUCTIONS", FOR USE OF PCAF, BCAF & ECAF DESIGNATIONS.



FARM BUSINESS MANAGEMENT
EDUCATION PROGRAM

MINNESOTA VO-AG
COMPUTER DATA SHEET
FORM 1A
OCTOBER: 1976

INVENTORY DATA

CODE _____ NAME _____
AREA CENTER _____ SCHOOL _____
DATE _____ CITY _____ STATE _____

Form ____ of ____

LINE NO.	DESCRIPTION	BEGINNING INVENTORY			ENDING INVENTORY			STATE CODES
		WHOLE FARM	OPER. SHARE	L.L. SHARE	WHOLE FARM	OPER. SHARE	L.L. SHARE	
1	CROP, SEED, & FEED	\$	\$	\$	\$	\$	\$	01 AL 26 MT
2	AUTO & TRUCK FARM SHARE							02 AK 27 NB
3	POWER CROP & GEN MACH							03 AZ 28 NV
4	IRRIGATION EQUIPMENT							04 AR 29 NH
5	CUSTOM WORK EQUIPMENT							05 CA 30 NJ
6	LIVESTOCK EQUIPMENT							06 CO 31 NM
7	BARE LAND							07 CT 32 NY
8	BLDGS, FENCES & TILING							08 DE 33 NC
9	TOTAL NON-FARM ASSETS							09 FL 34 ND
10	DWELLING							10 GA 35 OH
11	REAL ESTATE MTGE							11 HI 36 OK
12	CHATEL & CROP LOANS							12 ID 37 OR
13	NOTES							13 IL 38 PA
14	ACCOUNTS PAYABLE							14 IN 39 RI
QUANTITY IN POUNDS		LIVESTOCK ENTERPRISES						15 IA 40 SC
								16 KS 41 SD
								17 KY 42 TN
								18 LA 43 TX
								19 ME 44 UT
								20 MD 45 VT
								21 MA 46 VA
								22 MI 47 WA
								23 MN 48 WV
								24 MS 49 WI
								25 MO 50 WY

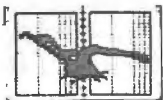
LINE NO.	DESCRIPTION	CODE NO 6490 DESCRIPTION FINISHING HOGS			CODE NO -- DESCRIPTION --			CODE NO -- DESCRIPTION --		
		QUANTITY	WHOLE FARM	L.L. SHARE	QUANTITY	WHOLE FARM	L.L. SHARE	QUANTITY	WHOLE FARM	L.L. SHARE
20	BEGINNING INVENTORY	8354	\$ 3785	\$		\$	\$		\$	\$
21	ENDING INVENTORY	8700	3915							
22	TRANSFERS IN	1400	1400							
23	TRANSFERS OUT	300	240							
24	BUTCHERED	250	127							
25	SALES	98400	43312							
26	PURCHASES	14000	10400							
PRODUCT INFORMATION										
30	WHOLE MILK USED/HOUSE	QTS			QTS			QTS		
31	SKIM MILK USED/HOUSE	QTS			QTS			QTS		
32	CREAM USED/HOUSE	QTS			QTS			QTS		
33	CREAM SOLD	LBS			LBS			LBS		
34	WHOLE MILK SOLD	LBS			LBS			LBS		
35	BUTTERFAT IN MILK SOLD	NO.			NO.			NO.		
36	NO SHEEP/GOATS SHEARED	LBS			LBS			LBS		
37	WOOL/HAIR SOLD (QIVIUT) INCL. INCENTIVE PYT.	NO.			NO.			NO.		
38	PELTS/HORNS SOLD	DOZ			DOZ			DOZ		
39	EGGS SOLD	DOZ			DOZ			DOZ		
40	EGGS USED IN HOUSE									
41	CROPS USED IN HOUSE	LBS			LBS			LBS		
42	HONEY USED IN HOUSE	LBS			LBS			LBS		
43	WAX SOLD	NO.			NO.			NO.		
44	QUEENS & PKGS SOLD									
45	MISC. LVSTK INCOME		140							



Form of _____

CODE _____ NAME _____
AREA CENTER _____ SCHOOL _____
DATE _____ CITY _____ STATE _____

LINE NO.	DESCRIPTION	CODE NO. 6490 DESCRIPTION FINISHING Hogs			CODE NO. _____ DESCRIPTION _____			CODE NO. _____ DESCRIPTION _____		
		QUANTITY	WHOLE FARM	L.L. SHARE	QUANTITY	WHOLE FARM	L.L. SHARE	QUANTITY	WHOLE FARM	L.L. SHARE
LIVESTOCK NUMBERS										
50	BEGINNING INVENTORY	273	NO.			NO.			NO.	
51	PURCHASED	407	NO.			NO.			NO.	
52	TRANSFERRED IN	35	NO.			NO.			NO.	
53	BORN	17	NO.			NO.			NO.	
54	SOLD	400	NO.			NO.			NO.	
55	YOUNG DIED	13	NO.			NO.			NO.	
56	OLD DIED	0	NO.			NO.			NO.	
57	TRANSFERRED OUT		NO.			NO.			NO.	
58	BUTCHERED (Acres Pollinated)		NO.			NO.			NO.	
59	ENDING INVENTORY		NO.			NO.			NO.	
60	FEMALES BEARING YOUNG		NO.			NO.			NO.	
61	FEM SUPPOSED TO BEAR YG		NO.			NO.			NO.	
62	AVERAGE NO ADULTS .x	6.5	NO.			NO.			NO.	
63	AVERAGE NO OTHERS .x	235.6	NO.			NO.			NO.	
64	WORK UNITS/UNITS OTHER PROD LVSTK ONLY .xx									
MISC. LIVESTOCK INFO										
70	MISC. LIVESTOCK EXP.		\$ 109	\$		\$	\$		\$	\$
71	VETERINARY EXPENSE		370							
72	CUSTOM WORK HIRED		170							
73	NO. SOLD OR TRANSFERRED	NO.			NO.				NO.	
74	SOLD OR TRANSFERRED	LBS			LBS				LBS	
75	SPECIAL HIRED LABOR		320							
76	PCAF .xx	1.00								
77	ECAF	4								
78	BCAF	5								
SEE "GENERAL INSTRUCTIONS", FOR USE OF PCAF, BCAF & ECAF DESIGNATIONS.										
FEED FED										
80	CORN 56#BuWt	1300	BU.	\$ 2275		BU.	\$		BU.	\$
81	OATS 32#BuWt	800	BU.	1280		BU.			BU.	
82	BARLEY, MILLET, BUCKWHEAT	2700	BU.	4995		BU.			BU.	
83	RYE, FLAX 56#BuWt	109	BU.	224		BU.			BU.	
84	WHEAT, SOYBEANS, PEAS 60# BuWt	312	BU.	951		BU.			BU.	
85	PROT, SALT, MIN & VIT (FISH FERT.)	503.4	CWT	3624		CWT			CWT	
86	COMPLETE RATIONS (WORM BED)	2.1	TON	286		TON			TON	
87	LEGUME HAY (PEAT MOSS)	.5	TON	23		TON			TON	
88	OTHER DRY HAY (COW MANURE)	1.0	TON	27		TON			TON	
89	CORN SILAGE (OTHER MANURE)	1.0	TON	15		TON			TON	
90	GRASS SILAGE	.7	TON	11		TON			TON	
91	FODDER & STOVER		TON			TON			TON	
92	PASTURE	-	DAY	75		DAY			DAY	
93	WHOLE MILK FED	870	LBS	67		LBS			LBS	
94	FARM SKIM MILK FED	600	LBS	24		LBS			LBS	
95	HONEY		LBS			LBS			LBS	
96	SUGAR		LBS			LBS			LBS	
97	CHEMICALS & OTHER		LBS			LBS			LBS	
98	NECTAR & POLLENS		LBS			LBS			LBS	
99	RED MEATS & BY-PRODUCTS		LBS			LBS			LBS	
100	POULTRY MEATS & BY-PROD.		LBS			LBS			LBS	
101	FISH PRODUCTS		LBS			LBS			LBS	



FARM BUSINESS MANAGEMENT
EDUCATION PROGRAM

CODE _____ NAME _____
AREA CENTER _____ SCHOOL _____
DATE _____ CITY _____ STATE _____

MINNESOTA VO-AG
COMPUTER DATA SHEET
FORM 1A
OCTOBER: 1976

INVENTORY DATA

Form _____ of _____

LINE NO.	DESCRIPTION	BEGINNING INVENTORY			ENDING INVENTORY			STATE CODES
		WHOLE FARM	OPER. SHARE	L.L. SHARE	WHOLE FARM	OPER. SHARE	L.L. SHARE	
1	CROP, SEED, & FEED	\$	\$	\$	\$	\$	\$	01 AL 26 MT
2	AUTO & TRUCK FARM SHARE							02 AK 27 NB
3	POWER CROP & GEN MACH							03 AZ 28 NV
4	IRRIGATION EQUIPMENT							04 AR 29 NH
5	CUSTOM WORK EQUIPMENT							05 CA 30 NJ
6	LIVESTOCK EQUIPMENT							06 CO 31 NM
7	BARE LAND							07 CT 32 NY
8	BLDGS, FENCES & TILING							08 DE 33 NC
9	TOTAL NON-FARM ASSETS							09 FL 34 ND
10	DWELLING							10 GA 35 OH
11	REAL ESTATE MTGE							11 HI 36 OK
12	CHattel & CROP LOANS							12 ID 37 OR
13	NOTES							13 IL 38 PA
14	ACCOUNTS PAYABLE							14 IN 39 RI
								15 IA 40 SC
								16 KS 41 SD
								17 KY 42 TN
								18 LA 43 TX
								19 ME 44 UT
								20 MD 45 VT
								21 MA 46 VA
								22 MI 47 WA
								23 MN 48 WV
								24 MS 49 WI
								25 MO 50 WY

QUANTITY IN
POUNDS

LIVESTOCK ENTERPRISES

LINE NO.	DESCRIPTION	CODE NO 6510 DESCRIPTION Hogs-weaning			CODE NO -- -- DESCRIPTION -- --			CODE NO -- -- DESCRIPTION -- --		
		QUANTITY	WHOLE FARM	L.L. SHARE	QUANTITY	WHOLE FARM	L.L. SHARE	QUANTITY	WHOLE FARM	L.L. SHARE
20	BEGINNING INVENTORY	11600	\$ 4080	\$		\$	\$		\$	\$
21	ENDING INVENTORY	12140	4960							
22	TRANSFERS IN	390	210							
23	TRANSFERS OUT	1400	1225							
24	BUTCHERED	310	140							
25	SALES	20200	19190							
26	PURCHASES	160	300							
	PRODUCT INFORMATION									
30	WHOLE MILK USED/HOUSE	QTS			QTS			QTS		
31	SKIM WILK USED/HOUSE	QTS			QTS			QTS		
32	CREAM USED/HOUSE	QTS			QTS			QTS		
33	CREAM SOLD	LBS BF.			LBS BF.			LBS BF.		
34	WHOLE MILK SOLD	LBS			LBS			LBS		
35	BUTTERFAT IN MILK SOLD	LBS			LBS			LBS		
36	NO SHEEP/GOATS SHEARED	NO.			NO.			NO.		
37	WOOL/HAIR SOLD (QIVIUT) INCL. INCENTIVE FYT.	LBS			LBS			LBS		
38	PELTS/HORNS SOLD	NO.			NO.			NO.		
39	EGGS SOLD	DOZ			DOZ			DOZ		
40	EGGS USED IN HOUSE	DOZ			DOZ			DOZ		
41	CROPS USED IN HOUSE	LBS			LBS			LBS		
42	HONEY USED IN HOUSE	LBS			LBS			LBS		
43	WAX SOLD	NO.			NO.			NO.		
44	QUEENS & PKGS SOLD	NO.			NO.			NO.		
45	MISC. LVSTK INCOME		102							



Form of _____


CODE _____ NAME _____
AREA CENTER _____ SCHOOL _____
DATE _____ CITY _____ STATE _____

LINE NO.	DESCRIPTION	CODE NO. 6510 DESCRIPTION HOGS-WEANING			CODE NO. _____ DESCRIPTION _____			CODE NO. _____ DESCRIPTION _____		
		QUANTITY	WHOLE FARM	L.L. SHARE	QUANTITY	WHOLE FARM	L.L. SHARE	QUANTITY	WHOLE FARM	L.L. SHARE
	LIVESTOCK NUMBERS									
50	BEGINNING INVENTORY	35 NO.								
51	PURCHASED	1 NO.								
52	TRANSFERRED IN	2 NO.								
53	BORN	702 NO.								
54	SOLD	490 NO.								
55	YOUNG DIED	170 NO.								
56	OLD DIED	3 NO.								
57	TRANSFERRED OUT	35 NO.								
58	BUTCHERED ^(Acres Pollinated)	2 NO.								
59	ENDING INVENTORY	40 NO.								
60	FEMALES BEARING YOUNG	70 NO.								
61	FEM SUPPOSED TO BEAR YG									
62	AVERAGE NO ADULTS .x	36.0 NO.								
63	AVERAGE NO OTHERS .x	103.5 NO.								
64	WORK UNITS/UNITS OTHER PROD LVSTK ONLY .xx									
	MISC. LIVESTOCK INFO									
70	MISC. LIVESTOCK EXP.		620	\$						
71	VETERINARY EXPENSE		290							
72	CUSTOM WORK HIRED		240							
73	NO. SOLD OR TRANSFERRED	480 NO.								
74	SOLD OR TRANSFERRED	19200 LBS	18130							
75	SPECIAL HIRED LABOR		190							
76	PCAF .xx	1.00								
77	ECAF	4								
78	BCAF	5								
	FEED FED									
80	CORN 56#BuWt	1660 BU.	\$ 4565							
81	OATS 32#BuWt	105 BU.	168							
82	BARLEY, MILLET, BUCKWHEAT	35 BU.	65							
83	RYE, FLAX 56#BuWt	16 BU.	30							
84	WHEAT, SOYBEANS, PEAS 60# BuWt	49 BU.	140							
85	PROT, SALT, MIN & VIT (FISH FERT.)	399.0 CWT	7975							
86	COMPLETE RATIONS (WORM BED)	6.4 TON	832							
87	LEGUME HAY (PEAT MOSS)	1.0 TON	45							
88	OTHER DRY HAY (COW MANURE)	1.5 TON	47							
89	CORN SILAGE (OTHER MANURE)	1.2 TON	18							
90	GRASS SILAGE	.8 TON	12							
91	FODDER & STOVER									
92	PASTURE	— DAY	60							
93	WHOLE MILK FED	600 LBS	48							
94	FARM SKIM MILK FED	750 LBS	30							
95	HONEY									
96	SUGAR									
97	CHEMICALS & OTHER									
98	NECTAR & POLLENS									
99	RED MEATS & BY-PRODUCTS									
100	POULTRY MEATS & BY-PROD.									
101	FISH PRODUCTS									

NUMBER OF LITTERS FARROWED.

SPECIAL INSTRUCTIONS: THESE LINES ARE USED IN THE ANALYSIS TO DETERMINE THE AVERAGE WEIGHTS AND AVERAGE VALUES OF MARKET ANIMALS OR WEANED ANIMALS EITHER SOLD OR TRANSFERRED TO ANOTHER ENTERPRISE; THUS THESE COLUMNS SHOULD EXCLUDE THE SALE OR TRANSFER OF MATURE BREEDING STOCK. LINE 73 SHOULD CONTAIN THE NUMBER OF IMMATURE ANIMALS THAT WERE SOLD OR TRANSFERRED. LINE 74 COL A SHOULD REPORT THE WEIGHT OF THE ANIMALS REPORTED IN LINE 73, LINE 74 COL B SHOULD REPORT THE VALUE OF THE ANIMALS. LINES 73 AND 74 ARE A SUBSET OF LINE 25 AND LINE 23, AND ARE USED ONLY IN THE CALCULATION OF SUPPLEMENTARY MANAGEMENT INFORMATION ON THE HOG ENTERPRISE TABLE. (IMPORTANT): WEIGHTS AND VALUES RECORDED IN LINE 74 MUST ALSO BE REPORTED AS PART OF EITHER LINE 24 OR LINE 23.

SEE "GENERAL INSTRUCTIONS", FOR USE OF PCAF, BCAF & ECAF DESIGNATIONS.



FARM BUSINESS MANAGEMENT
EDUCATION PROGRAM

CODE _____ NAME _____
AREA CENTER _____ SCHOOL _____
DATE _____ CITY _____ STATE _____

MINNESOTA VO-AG
COMPUTER DATA SHEET
FORM 1A
OCTOBER: 1976

INVENTORY DATA

Form _____ of _____


LINE NO.	DESCRIPTION	BEGINNING INVENTORY			ENDING INVENTORY			STATE CODES
		WHOLE FARM	OPEN SHARE	L.L. SHARE	WHOLE FARM	OPEN SHARE	L.L. SHARE	
1	CROP, SEED, & FEED	\$	\$	\$	\$	\$	\$	01 AL 26 MT
2	AUTO & TRUCK FARM SHARE							02 AK 27 NB
3	POWER CROP & GEN MACH							03 AZ 28 NV
4	IRRIGATION EQUIPMENT							04 AR 29 NH
5	CUSTOM WORK EQUIPMENT							05 CA 30 NJ
6	LIVESTOCK EQUIPMENT							06 CO 31 NM
7	BARE LAND							07 CT 32 NY
8	BLDGS, FENCES & TILING							08 DE 33 NC
9	TOTAL NON-FARM ASSETS							09 FL 34 ND
10	DWELLING							10 GA 35 OH
11	REAL ESTATE MTGE							11 HI 36 OK
12	CHattel & CROP LOANS							12 ID 37 OR
13	NOTES							13 IL 38 PA
14	ACCOUNTS PAYABLE							14 IN 39 RI

QUANTITY IN POUNDS

LIVESTOCK ENTERPRISES

LINE NO.	DESCRIPTION	QUANTITY	WHOLE FARM	L.L. SHARE	QUANTITY	WHOLE FARM	L.L. SHARE	QUANTITY	WHOLE FARM	L.L. SHARE
20	BEGINNING INVENTORY		\$ 6390	\$		\$	\$		\$	\$
21	ENDING INVENTORY		6800							
22	TRANSFERS IN		150							
23	TRANSFERS OUT		650							
24	BUTCHERED	800	210							
25	SALES		4900							
26	PURCHASES		350							

LINE NO.	DESCRIPTION	CODE NO 6350 Horses			CODE NO --			CODE NO --		
		QUANTITY	WHOLE FARM	L.L. SHARE	QUANTITY	WHOLE FARM	L.L. SHARE	QUANTITY	WHOLE FARM	L.L. SHARE
30	WHOLE MILK USED/HOUSE	QTS			QTS			QTS		
31	SKIM MILK USED/HOUSE	QTS			QTS			QTS		
32	CREAM USED/HOUSE	QTS			QTS			QTS		
33	CREAM SOLD	LBS			LBS			LBS		
34	WHOLE MILK SOLD	LBS			LBS			LBS		
35	BUTTERFAT IN MILK SOLD	NO.			NO.			NO.		
36	NO SHEEP/GOATS SHEARED	LBS			LBS			LBS		
37	WOOL/HAIR SOLD (QIVIUT) INCL. INCENTIVE PYT.	NO.			NO.			NO.		
38	PELTS/HORNS SOLD	DOZ			DOZ			DOZ		
39	EGGS SOLD	DOZ			DOZ			DOZ		
40	EGGS USED IN HOUSE	DOZ			DOZ			DOZ		
41	CROPS USED IN HOUSE	LBS			LBS			LBS		
42	HONEY USED IN HOUSE	LBS			LBS			LBS		
43	WAX SOLD	NO.			NO.			NO.		
44	QUEENS & PKGS SOLD	NO.			NO.			NO.		
45	MISC. LVSTK INCOME		260							



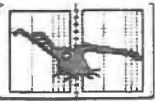
Form of _____

CODE _____ NAME _____
AREA CENTER _____ SCHOOL _____
DATE _____ CITY _____ STATE _____

LINE NO.	DESCRIPTION	CODE NO. 6530 HORSES			CODE NO. _____			CODE NO. _____		
		QUANTITY	WHOLE FARM	L.L. SHARE	QUANTITY	WHOLE FARM	L.L. SHARE	QUANTITY	WHOLE FARM	L.L. SHARE
	LIVESTOCK NUMBERS									
50	BEGINNING INVENTORY	26 NO.								
51	PURCHASED	1 NO.								
52	TRANSFERRED IN	2 NO.								
53	BORN	13 NO.								
54	SOLD	9 NO.								
55	YOUNG DIED	2 NO.								
56	OLD DIED	1 NO.								
57	TRANSFERRED OUT									
58	BUTCHERED ^(Acres Pollinated)									
59	ENDING INVENTORY									
60	FEMALES BEARING YOUNG									
61	FEM SUPPOSED TO BEAR YG									
62	AVERAGE NO ADULTS .x	15.5 NO.								
63	AVERAGE NO OTHERS .x	11.6 NO.								
64	WORK UNITS/UNITS OTHER PROD LVSTK ONLY .xx									
	MISC. LIVESTOCK INFO									
70	MISC. LIVESTOCK EXP.		\$ 190	\$		\$	\$		\$	\$
71	VETERINARY EXPENSE		320							
72	CUSTOM WORK HIRED		45							
73	NO. SOLD OR TRANSFERRED	NO.			NO.			NO.		
74	SOLD OR TRANSFERRED	LBS			LBS			LBS		
75	SPECIAL HIRED LABOR		160							
76	PCAF .xx	.90								
77	ECAF	3								
78	BCAF	2								
	FEED FED									
80	CORN 56#BuWt	20 BU.	\$ 35		BU.	\$		BU.	\$	
81	OATS 32#BuWt	105 BU.	170		BU.			BU.		
82	BARLEY, MILLET, BUCKWHEAT	30 BU.	56		BU.			BU.		
83	RYE, FLAX 56#BuWt	10 BU.	21		BU.			BU.		
84	WHEAT, SOYBEANS, PEAS 60# BuWt	15 BU.	46		BU.			BU.		
85	PROT, SALT, MIN & VIT (FISH FERT.)	6.0 CWT	67		CWT			CWT		
86	COMPLETE RATIONS (WORM BED)	1.0 TON	163		TON			TON		
87	LEGUME HAY (PEAT MOSS)	3.0 TON	45		TON			TON		
88	OTHER DRY HAY (COW MANURE)	14.0 TON	420		TON			TON		
89	CORN SILAGE (OTHER MANURE)	3.5 TON	53		TON			TON		
90	GRASS SILAGE	6.3 TON	101		TON			TON		
91	FODDER & STOVER	3.5 TON	42		TON			TON		
92	PASTURE	— DAY	650		DAY			DAY		
93	WHOLE MILK FED	LBS			LBS			LBS		
94	FARM SKIM MILK FED	LBS			LBS			LBS		
95	HONEY	LBS			LBS			LBS		
96	SUGAR	LBS			LBS			LBS		
97	CHEMICALS & OTHER	LBS			LBS			LBS		
98	NECTAR & POLLENS	LBS			LBS			LBS		
99	RED MEATS & BY-PRODUCTS	LBS			LBS			LBS		
100	POULTRY MEATS & BY-PROD.	LBS			LBS			LBS		
101	FISH PRODUCTS	LBS			LBS			LBS		

INCLUDES MATURE MARES, STALLIONS & GELDINGS.

SEE "GENERAL INSTRUCTIONS", FOR USE OF PCAF, BCAF & ECAF DESIGNATIONS.



FARM BUSINESS MANAGEMENT
EDUCATION PROGRAM

CODE _____ NAME _____
AREA CENTER _____ SCHOOL _____
DATE _____ CITY _____ STATE _____

MINNESOTA VO-AG
COMPUTER DATA SHEET
FORM 1A
OCTOBER: 1976

INVENTORY DATA

Form _____ of _____

LINE NO.	DESCRIPTION	BEGINNING INVENTORY			ENDING INVENTORY			STATE CODES	
		WHOLE FARM	OPER. SHARE	L.L. SHARE	WHOLE FARM	OPER. SHARE	L.L. SHARE		
1	CROP, SEED, & FEED	\$	\$	\$	\$	\$	\$	01 AL 26 MT	
2	AUTO & TRUCK FARM SHARE							02 AK 27 NB	
3	POWER CROP & GEN MACH							03 AZ 28 NV	
4	IRRIGATION EQUIPMENT							04 AR 29 NH	
5	CUSTOM WORK EQUIPMENT							05 CA 30 NJ	
6	LIVESTOCK EQUIPMENT							06 CO 31 NM	
7	BARE LAND							07 CT 32 NY	
8	BLDGS, FENCES & TILING							08 DE 33 NC	
9	TOTAL NON-FARM ASSETS							09 FL 34 ND	
10	DWELLING							10 GA 35 OH	
11	REAL ESTATE MTGE							11 HI 36 OK	
12	CHATTEL & CROP LOANS							12 ID 37 OR	
13	NOTES							13 IL 38 PA	
14	ACCOUNTS PAYABLE							14 IN 39 RI	
								15 IA 40 SC	
								16 KS 41 SD	
								17 KY 42 TN	
								18 LA 43 TX	
								19 ME 44 UT	
								20 MD 45 VT	
								21 MA 46 VA	
								22 MI 47 WA	
								23 MN 48 WY	
								24 MS 49 WI	
								25 MO 50 WY	


QUANTITY IN POUNDS

LIVESTOCK ENTERPRISES

LINE NO.	DESCRIPTION	CODE NO 6570 DESCRIPTION Feeder Lambs			CODE NO -- DESCRIPTION --			CODE NO -- DESCRIPTION --		
		QUANTITY	WHOLE FARM	L.L. SHARE	QUANTITY	WHOLE FARM	L.L. SHARE	QUANTITY	WHOLE FARM	L.L. SHARE
20	BEGINNING INVENTORY	15000	\$ 6750	\$		\$	\$		\$	\$
21	ENDING INVENTORY	14300	6578							
22	TRANSFERS IN	15000	7200							
23	TRANSFERS OUT	300	150							
24	BUTCHERED	109	53							
25	SALES	32700	16677							
26	PURCHASES	700	295							
	PRODUCT INFORMATION									
30	WHOLE MILK USED/HOUSE	QTS			QTS			QTS		
31	SKIM MILK USED/HOUSE	QTS						QTS		
32	CREAM USED/HOUSE	LBS						LBS		
33	CREAM SOLD	BF.						BF.		
34	WHOLE MILK SOLD	LBS						LBS		
35	BUTTERFAT IN MILK SOLD	NO.						NO.		
36	NO SHEEP/GOATS SHEARED	240								
37	WOOL/HAIR SOLD (QIVIUT) INCL. INCENTIVE PYT.	1080	648							
38	PELTS/HORNS SOLD	DOZ			DOZ			DOZ		
39	EGGS SOLD	DOZ			DOZ			DOZ		
40	EGGS USED IN HOUSE									
41	CROPS USED IN HOUSE	LBS			LBS			LBS		
42	HONEY USED IN HOUSE	LBS			LBS			LBS		
43	WAX SOLD	NO.			NO.			NO.		
44	QUEENS & PKGS SOLD									
45	MISC. LVSTK INCOME		47							

DO NOT RECORD WOOL SOLD AND INCENTIVE PAYMENT AS PART OF SALES. RECORD THESE ITEMS ON LINE 37.

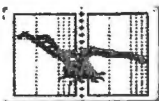
RECORD FROM ACCOUNT THE TOTAL NUMBER OF SHEEP SHEARED TO WHICH THE WOOL CLIP IS TO BE CREDITED.



Form _____ of _____

CODE _____ NAME _____
AREA CENTER _____ SCHOOL _____
DATE _____ CITY _____ STATE _____

LINE NO.	DESCRIPTION	CODE NO. 6570 DESCRIPTION Feeder Lambs			CODE NO. _____ DESCRIPTION			CODE NO. _____ DESCRIPTION		
		A QUANTITY	B WHOLE FARM	C L.L. SHARE	D QUANTITY	E WHOLE FARM	F L.L. SHARE	G QUANTITY	H WHOLE FARM	I L.L. SHARE
	LIVESTOCK NUMBERS									
50	BEGINNING INVENTORY	305 NO.			NO.			NO.		
51	PURCHASED	14 NO.			NO.			NO.		
52	TRANSFERRED IN	300 NO.			NO.			NO.		
53	BORN	0 NO.			NO.			NO.		
54	SOLD	309 NO.			NO.			NO.		
55	YOUNG DIED	10 NO.			NO.			NO.		
56	OLD DIED	0 NO.			NO.			NO.		
57	TRANSFERRED OUT	NO.			NO.			NO.		
58	BUTCHERED (Acres Pollinated)	NO.			NO.			NO.		
59	ENDING INVENTORY	NO.			NO.			NO.		
60	FEMALES BEARING YOUNG	NO.			NO.			NO.		
61	FEM SUPPOSED TO BEAR YG	NO.			NO.			NO.		
62	AVERAGE NO ADULTS .x	0.0 NO.			NO.			NO.		
63	AVERAGE NO OTHERS .x	300.0 NO.			NO.			NO.		
64	WORK UNITS/UNITS OTHER PROD LVSTK ONLY .xx									
	MISC. LIVESTOCK INFO									
70	MISC. LIVESTOCK EXP.		\$ 190	\$		\$	\$		\$	\$
71	VETERINARY EXPENSE		260							
72	CUSTOM WORK HIRED		190							
73	NO. SOLD OR TRANSFERRED	NO.			NO.			NO.		
74	SOLD OR TRANSFERRED	LBS			LBS			LBS		
75	SPECIAL HIRED LABOR		210							
76	PCAF .xx	1.00								
77	ECAF	5								
78	BCAF	4								
	FEED FED									
80	CORN 56#BuWt	900 BU.	\$ 2475		BU.	\$		BU.	\$	
81	OATS 32#BuWt	600 BU.	960		BU.			BU.		
82	BARLEY, MILLET, BUCKWHEAT	200 BU.	370		BU.			BU.		
83	RYE, FLAX 56#BuWt	40 BU.	79		BU.			BU.		
84	WHEAT, SOYBEANS, PEAS 60# BuWt	50 BU.	147		BU.			BU.		
85	PROT, SALT, MIN & VIT (FISH FERT.)	55.7 CWT	612		CWT			CWT		
86	COMPLETE RATIONS (WORM BED)	.5 TON	73		TON			TON		
87	LEGUME HAY (PEAT MOSS)	23.0 TON	1035		TON			TON		
88	OTHER DRY HAY (COW MANURE)	9.1 TON	200		TON			TON		
89	CORN SILAGE (OTHER MANURE)	1.0 TON	15		TON			TON		
90	GRASS SILAGE	.9 TON	14		TON			TON		
91	FODDER & STOVER	.5 TON	6		TON			TON		
92	PASTURE	- DAY	105		DAY			DAY		
93	WHOLE MILK FED	400 LBS	32		LBS			LBS		
94	FARM SKIM MILK FED	1100 LBS	44		LBS			LBS		
95	HONEY	LBS			LBS			LBS		
96	SUGAR	LBS			LBS			LBS		
97	CHEMICALS & OTHER	LBS			LBS			LBS		
98	NECTAR & POLLENS	LBS			LBS			LBS		
99	RED MEATS & BY-PRODUCTS	LBS			LBS			LBS		
100	POULTRY MEATS & BY-PROD.	LBS			LBS			LBS		
101	FISH PRODUCTS	LBS			LBS			LBS		



FARM BUSINESS MANAGEMENT
EDUCATION PROGRAM

CODE _____ NAME _____
AREA CENTER _____ SCHOOL _____
DATE _____ CITY _____ STATE _____

MINNESOTA VO-AG
COMPUTER DATA SHEET
FORM 1A
OCTOBER: 1976

INVENTORY DATA

Form _____ of _____

LINE NO.	DESCRIPTION	BEGINNING INVENTORY			ENDING INVENTORY			STATE CODES			
		WHOLE FARM	OPER. SHARE	L.L. SHARE	WHOLE FARM	OPER. SHARE	L.L. SHARE				
		\$	\$	\$	\$	\$	\$				
1	CROP, SEED, & FEED							01 AL	26 MT		
2	AUTO & TRUCK FARM SHARE							02 AK	27 NB		
3	POWER CROP & GEN MACH							03 AZ	28 NV		
4	IRRIGATION EQUIPMENT							04 AR	29 NH		
5	CUSTOM WORK EQUIPMENT							05 CA	30 NJ		
6	LIVESTOCK EQUIPMENT							06 CO	31 NM		
7	BARE LAND							07 CT	32 NY		
8	BLDGS, FENCES & TILING							08 DE	33 NC		
9	TOTAL NON-FARM ASSETS							09 FL	34 ND		
10	DWELLING							10 GA	35 OH		
11	REAL ESTATE MICE							11 HI	36 OK		
12	CHattel & CROP LOANS							12 ID	37 OR		
13	NOTES							13 IL	38 PA		
14	ACCOUNTS PAYABLE							14 IN	39 RI		
QUANTITY IN POUNDS								15 IA	40 SC		
LIVESTOCK ENTERPRISES								16 KS	41 SD		
								17 KY	42 TN		
								18 LA	43 TX		
								19 ME	44 UT		
								20 MD	45 VT		
								21 MA	46 VA		
								22 MI	47 WA		
								23 MN	48 WV		
								24 MS	49 WI		
								25 MO	50 WY		

LINE NO.	DESCRIPTION	CODE NO 6590 DESCRIPTION M4K0X			CODE NO -- DESCRIPTION --			CODE NO -- DESCRIPTION --		
		QUANTITY	WHOLE FARM	L.L. SHARE	QUANTITY	WHOLE FARM	L.L. SHARE	QUANTITY	WHOLE FARM	L.L. SHARE
20	BEGINNING INVENTORY	27390	\$13150	\$		\$	\$		\$	\$
21	ENDING INVENTORY	28410	14225							
22	TRANSFERS IN	520	405							
23	TRANSFERS OUT	730	505							
24	BUTCHERED	450	320							
25	SALES	6050	7640							
26	PURCHASES	840	570							
PRODUCT INFORMATION										
30	WHOLE MILK USED/HOUSE	QTS			QTS			QTS		
31	SKIM WILK USED/HOUSE	QTS			QTS			QTS		
32	CREAM USED/HOUSE	QTS			QTS			QTS		
33	CREAM SOLD	LBS			LBS			LBS		
34	WHOLE MILK SOLD	LBS			LBS			LBS		
35	BUTTERFAT IN MILK SOLD	LBS			LBS			LBS		
36	NO SHEEP/GOATS SHEARED	NO.			NO.			NO.		
37	WOOL/HAIR SOLD (QIVIUT) INCL. INCENTIVE PYT.	LBS	1605		LBS			LBS		
38	PELTS/HORNS SOLD	NO.	440		NO.			NO.		
39	EGGS SOLD	DOZ			DOZ			DOZ		
40	EGGS USED IN HOUSE	DOZ			DOZ			DOZ		
41	CROPS USED IN HOUSE									
42	HONEY USED IN HOUSE	LBS			LBS			LBS		
43	WAX SOLD	LBS			LBS			LBS		
44	QUEENS & PKGS SOLD	NO.			NO.			NO.		
45	MISC. LVSTK INCOME		60							



Form of

CODE _____ NAME _____
AREA CENTER _____ SCHOOL _____
DATE _____ CITY _____ STATE _____

LINE NO.	DESCRIPTION	CODE NO. 6590 DESCRIPTION Mukkon			CODE NO. _____ DESCRIPTION			CODE NO. _____ DESCRIPTION		
		QUANTITY	WHOLE FARM	L.L. SHARE	QUANTITY	WHOLE FARM	L.L. SHARE	QUANTITY	WHOLE FARM	L.L. SHARE
	LIVESTOCK NUMBERS									
50	BEGINNING INVENTORY	70	NO.		NO.		NO.			
51	PURCHASED	2	NO.		NO.		NO.			
52	TRANSFERRED IN	1	NO.		NO.		NO.			
53	BORN	30	NO.		NO.		NO.			
54	SOLD	12	NO.		NO.		NO.			
55	YOUNG DIED	6	NO.		NO.		NO.			
56	OLD DIED	3	NO.		NO.		NO.			
57	TRANSFERRED OUT		NO.		NO.		NO.			
58	BUTCHERED (Acres Pollinated)		NO.		NO.		NO.			
59	ENDING INVENTORY		NO.							
60	FEMALES BEARING YOUNG		NO.							
61	FEM SUPPOSED TO BEAR YG	33	NO.							
62	AVERAGE NO ADULTS .x	35.0	NO.							
63	AVERAGE NO OTHERS .x	39.0	NO.							
64	WORK UNITS/UNITS OTHER PROD LVSTK ONLY .x									
	MISC. LIVESTOCK INFO									
70	MISC. LIVESTOCK EXP.		65	\$						
71	VETERINARY EXPENSE		109							
72	CUSTOM WORK HIRED		65							
73	NO. SOLD OR TRANSFERRED	10	NO.							
74	SOLD OR TRANSFERRED	5040	LBS	6209						
75	SPECIAL HIRED LABOR		90							
76	PCAF .xx	.60								
77	ECAF	3								
78	BCAF	4								
	FEED FED									
80	CORN 56#BuWt	15	BU.	\$ 41		BU.	\$		BU.	\$
81	OATS 32#BuWt	10	BU.	16		BU.			BU.	
82	BARLEY, MILLET, BUCKWHEAT	15	BU.	27		BU.			BU.	
83	RYE, FLAX 56#BuWt	12	BU.	55		BU.			BU.	
84	WHEAT, SOYBEANS, PEAS 60# BuWt	10	BU.	30		BU.			BU.	
85	PROT, SALT, MIN & VIT (FISH FERT.)	4.0	CWT	44		CWT			CWT	
86	COMPLETE RATIONS (WORM BED)	1.0	TON	140		TON			TON	
87	LEGUME HAY (PEAT MOSS)	2.0	TON	90		TON			TON	
88	OTHER DRY HAY (COW MANURE)	2.0	TON	60		TON			TON	
89	CORN SILAGE (OTHER MANURE)		TON			TON			TON	
90	GRASS SILAGE		TON			TON			TON	
91	FODDER & STOVER	1.0	TON	12		TON			TON	
92	PASTURE	-	DAY	240		DAY			DAY	
93	WHOLE MILK FED		LBS			LBS			LBS	
94	FARM SKIM MILK FED		LBS			LBS			LBS	
95	HONEY		LBS			LBS			LBS	
96	SUGAR		LBS			LBS			LBS	
97	CHEMICALS & OTHER		LBS			LBS			LBS	
98	NECTAR & POLLENS		LBS			LBS			LBS	
99	RED MEATS & BY-PRODUCTS		LBS			LBS			LBS	
100	POULTRY MEATS & BY-PROD.		LBS			LBS			LBS	
101	FISH PRODUCTS		LBS			LBS			LBS	

THESE LINES ARE USED IN THE ANALYSIS TO DETERMINE THE AVERAGE WEIGHTS AND AVERAGE VALUES OF MARKET ANIMALS OR WEANED ANIMALS EITHER SOLD OR TRANSFERRED TO ANOTHER ENTERPRISE; THUS THESE COLUMNS SHOULD EXCLUDE THE SALE OR TRANSFER OF MATURE BREEDING STOCK. LINE 73 SHOULD CONTAIN THE NUMBER OF IMMATURE ANIMALS THAT WERE SOLD OR TRANSFERRED. LINE 74 COL A SHOULD REPORT THE WEIGHT OF THE ANIMALS REPORTED IN LINE 73. LINE 74 COL B SHOULD REPORT THE VALUE OF THE ANIMALS. LINES 73 & 74 ARE A SUBSET OF LINE 25 AND LINE 23, AND ARE USED ONLY IN THE CALCULATION OF SUPPLEMENTARY MANAGEMENT INFORMATION. IMPORTANT: WEIGHTS AND VALUES RECORDED IN LINE 74 MUST ALSO BE REPORTED AS PART OF EITHER LINE 24 OR LINE 23.

SEE "GENERAL INSTRUCTIONS", FOR USE OF PCAF, BCAF & ECAF DESIGNATIONS.



FARM BUSINESS MANAGEMENT
EDUCATION PROGRAM

MINNESOTA VO-AG
COMPUTER DATA SHEET
FORM 1A
OCTOBER: 1976

CODE _____ NAME _____
AREA CENTER _____ SCHOOL _____
DATE _____ CITY _____ STATE _____

INVENTORY DATA

Form _____ of _____

LINE NO.	DESCRIPTION	BEGINNING INVENTORY			ENDING INVENTORY			STATE CODES
		WHOLE FARM	OPER. SHARE	L.L. SHARE	WHOLE FARM	OPER. SHARE	L.L. SHARE	
1	CROP, SEED, & FEED	\$	\$	\$	\$	\$	\$	01 AL 26 MT
2	AUTO & TRUCK FARM SHARE							02 AK 27 NB
3	POWER CROP & GEN MACH							03 AZ 28 NV
4	IRRIGATION EQUIPMENT							04 AR 29 NH
5	CUSTOM WORK EQUIPMENT							05 CA 30 NJ
6	LIVESTOCK EQUIPMENT							06 CO 31 NM
7	BARE LAND							07 CT 32 NY
8	BLDGS, FENCES & TILING							08 DE 33 NC
9	TOTAL NON-FARM ASSETS							09 FL 34 ND
10	DWELLING							10 GA 35 OH
11	REAL ESTATE MTGE							11 HI 36 OK
12	CHattel & CROP LOANS							12 ID 37 OR
13	NOTES							13 IL 38 PA
14	ACCOUNTS PAYABLE							14 IN 39 RI

QUANTITY IN POUNDS

LIVESTOCK ENTERPRISES

LINE NO.	DESCRIPTION	QUANTITY	WHOLE FARM	L.L. SHARE	QUANTITY	WHOLE FARM	L.L. SHARE	QUANTITY	WHOLE FARM	L.L. SHARE
19	CODE NUMBER									
20	BEGINNING INVENTORY		\$	\$		\$	\$		\$	\$
21	ENDING INVENTORY									
22	TRANSFERS IN									
23	TRANSFERS OUT									
24	BUTCHERED									
25	SALES									
26	PURCHASES									
27	PRODUCT INFORMATION									
28	WHOLE MILK USED/HOUSE	QTS								
29	SKIM MILK USED/HOUSE	QTS								
30	CREAM USED/HOUSE	QTS								
31	CREAM SOLD	LBS								
32	WHOLE MILK SOLD	LBS								
33	BUTTERFAT IN MILK SOLD	LBS								
34	NO SHEEP/GOATS SHEARED	NO.								
35	WOOL/HAIR SOLD (QIVIUT)	LBS								
36	INCL. INCENTIVE PYT.	NO.								
37	PELTS/HORNS SOLD	DOZ								
38	EGGS SOLD	DOZ								
39	EGGS USED IN HOUSE	DOZ								
40	CROPS USED IN HOUSE	LBS								
41	HONEY USED IN HOUSE	LBS								
42	WAX SOLD	NO.								
43	QUEENS & PKGS SOLD	NO.								
44	MISC. LVSTK INCOME									

BECAUSE THIS ENTERPRISE MAY BE USED FOR A WIDE VARIETY OF MISCELLANEOUS ENTERPRISES, ALL BLANKS MAY BE USED EXCEPT THOSE CROSSED OUT.


Form _____ of _____



CODE _____ NAME _____
AREA CENTER _____ SCHOOL _____
DATE _____ CITY _____ STATE _____

LINE NO.	DESCRIPTION	CODE NO. 6600 DESCRIPTION OTHER Red Livestock			CODE NO. _____ DESCRIPTION			CODE NO. _____ DESCRIPTION		
		QUANTITY	WHOLE FARM	L.L. SHARE	QUANTITY	WHOLE FARM	L.L. SHARE	QUANTITY	WHOLE FARM	L.L. SHARE
	LIVESTOCK NUMBERS									
50	BEGINNING INVENTORY	NO.			NO.			NO.		
51	PURCHASED	NO.			NO.			NO.		
52	TRANSFERRED IN	NO.			NO.			NO.		
53	BORN	NO.			NO.			NO.		
54	SOLD	NO.			NO.			NO.		
55	YOUNG DIED	NO.			NO.			NO.		
56	OLD DIED	NO.			NO.			NO.		
57	TRANSFERRED OUT	NO.			NO.			NO.		
58	BUTCHERED ^(Acres) _{Pollinated}	NO.			NO.			NO.		
59	ENDING INVENTORY	NO.			NO.			NO.		
60	FEMALES BEARING YOUNG	NO.			NO.			NO.		
61	FEM SUPPOSED TO BEAR YG	NO.			NO.			NO.		
62	AVERAGE NO ADULTS .x	NO.			NO.			NO.		
63	AVERAGE NO OTHERS .x	NO.			NO.			NO.		
64	WORK UNITS/UNITS OTHER PROD LVSTK ONLY .xx									
	MISC. LIVESTOCK INFO									
70	MISC. LIVESTOCK EXP.		\$			\$			\$	
71	VETERINARY EXPENSE									
72	CUSTOM WORK HIRED									
73	NO. SOLD OR TRANSFERRED	NO.			NO.			NO.		
74	SOLD OR TRANSFERRED	LBS			LBS			LBS		
75	SPECIAL HIRED LABOR									
76	PCAF .xx									
77	ECAF									
78	BCAF									
	FEED FED									
80	CORN 56#BuWt	BU.	\$		BU.	\$		BU.	\$	
81	OATS 32#BuWt	BU.			BU.			BU.		
82	BARLEY, MILLET, BUCKWHEAT	BU.			BU.			BU.		
83	RYE, FLAX 56#BuWt	BU.			BU.			BU.		
84	WHEAT, SOYBEANS, PEAS 60# BuWt	BU.			BU.			BU.		
85	PROT, SALT, MIN & VIT (FISH FERT.)	CWT			CWT			CWT		
86	COMPLETE RATIONS (WORM BED)	TON			TON			TON		
87	LEGUME HAY (PEAT MOSS)	TON			TON			TON		
88	OTHER DRY HAY (COW MANURE)	TON			TON			TON		
89	CORN SILAGE (OTHER MANURE)	TON			TON			TON		
90	GRASS SILAGE	TON			TON			TON		
91	FODDER & STOVER	TON			TON			TON		
92	PASTURE	DAY			DAY			DAY		
93	WHOLE MILK FED	LBS			LBS			LBS		
94	FARM SKIM MILK FED	LBS			LBS			LBS		
95	HONEY	LBS			LBS			LBS		
96	SUGAR	LBS			LBS			LBS		
97	CHEMICALS & OTHER	LBS			LBS			LBS		
98	NECTAR & POLLENS	LBS			LBS			LBS		
99	RED MEATS & BY-PRODUCTS	LBS			LBS			LBS		
100	POULTRY MEATS & BY-PROD.	LBS			LBS			LBS		
101	FISH PRODUCTS	LBS			LBS			LBS		

SEE "GENERAL INSTRUCTIONS", FOR USE
OF PCAF, BCAF & ECAF DESIGNATIONS.



FARM BUSINESS MANAGEMENT
EDUCATION PROGRAM

CODE _____ NAME _____
AREA CENTER _____ SCHOOL _____
DATE _____ CITY _____ STATE _____

MINNESOTA VO-AG
COMPUTER DATA SHEET
FORM 1A
OCTOBER: 1976

INVENTORY DATA

Form _____ of _____

LINE NO.	DESCRIPTION	BEGINNING INVENTORY			ENDING INVENTORY			STATE CODES
		WHOLE FARM	OPER. SHARE	L.L. SHARE	WHOLE FARM	OPER. SHARE	L.L. SHARE	
1	CROP, SEED, & FEED	\$	\$	\$	\$	\$	\$	01 AL 26 MT
2	AUTO & TRUCK FARM SHARE							02 AK 27 NB
3	POWER CROP & GEN MACH							03 AZ 28 NW
4	IRRIGATION EQUIPMENT							04 AR 29 NH
5	CUSTOM WORK EQUIPMENT							05 CA 30 NJ
6	LIVESTOCK EQUIPMENT							06 CO 31 NM
7	BARE LAND							07 CT 32 NY
8	BLDGS, FENCES & TILING							08 DE 33 NC
9	TOTAL NON-FARM ASSETS							09 FL 34 MD
10	DWELLING							10 GA 35 OH
11	REAL ESTATE MTGE							11 HI 36 OK
12	CHattel & CROP LOANS							12 ID 37 OR
13	NOTES							13 IL 38 PA
14	ACCOUNTS PAYABLE							14 IN 39 RI
QUANTITY IN POUNDS								15 IA 40 SC
LIVESTOCK ENTERPRISES								16 KS 41 SD
								17 KY 42 TN
								18 LA 43 TX
								19 ME 44 UT
								20 MD 45 VT
								21 MA 46 VA
								22 MI 47 WA
								23 MN 48 WV
								24 MS 49 WI
								25 MO 50 WY

LINE NO.	DESCRIPTION	CODE NO 6620 RABBITS			CODE NO --			CODE NO --		
		QUANTITY	WHOLE FARM	L.L. SHARE	QUANTITY	WHOLE FARM	L.L. SHARE	QUANTITY	WHOLE FARM	L.L. SHARE
20	BEGINNING INVENTORY	640	\$ 450	\$		\$	\$		\$	\$
21	ENDING INVENTORY	750	560							
22	TRANSFERS IN	40	72							
23	TRANSFERS OUT	96	80							
24	BUTCHERED	90	36							
25	SALES	3840	1728							
26	PURCHASES	105	85							
PRODUCT INFORMATION										
30	WHOLE MILK USED/HOUSE	QTS			QTS			QTS		
31	SKIM MILK USED/HOUSE	QTS			QTS			QTS		
32	CREAM USED/HOUSE	QTS			QTS			QTS		
33	CREAM SOLD	LBS			LBS			LBS		
34	WHOLE MILK SOLD	LBS			LBS			LBS		
35	BUTTERFAT IN MILK SOLD	NO.			NO.			NO.		
36	NO SHEEP/GOATS SHEARED	LBS			LBS			LBS		
37	WOOL/HAIR SOLD (QIVIUT) INCL. INCENTIVE PYT.	NO.	120		NO.			NO.		
38	PELTS/HORNS SOLD	502	426		NO.			NO.		
39	EGGS SOLD	DOZ			DOZ			DOZ		
40	EGGS USED IN HOUSE	DOZ			DOZ			DOZ		
41	CROPS USED IN HOUSE	LBS			LBS			LBS		
42	HONEY USED IN HOUSE	LBS			LBS			LBS		
43	WAX SOLD	NO.			NO.			NO.		
44	QUEENS & PKGS SOLD	NO.			NO.			NO.		
45	MISC. LVSTK INCOME		35							

Form of _____



CODE _____ NAME _____
AREA CENTER _____ SCHOOL _____
DATE _____ CITY _____ STATE _____

LINE NO.	DESCRIPTION	CODE NO. 6620 DESCRIPTION RABBITS			CODE NO. _____ DESCRIPTION _____			CODE NO. _____ DESCRIPTION _____		
		QUANTITY	WHOLE FARM	L.L. SHARE	QUANTITY	WHOLE FARM	L.L. SHARE	QUANTITY	WHOLE FARM	L.L. SHARE
LIVESTOCK NUMBERS										
50	BEGINNING INVENTORY	183	NO.				NO.			
51	PURCHASED	11	NO.				NO.			
52	TRANSFERRED IN	8	NO.				NO.			
53	BORN	610	NO.				NO.			
54	SOLD		NO.				NO.			
55	YOUNG DIED	53	NO.				NO.			
56	OLD DIED	6	NO.				NO.			
57	TRANSFERRED OUT		NO.							
58	BUTCHERED <i>(Acres Pollinated)</i>		NO.							
59	ENDING INVENTORY		NO.							
60	FEMALES BEARING YOUNG	123	NO.							
61	FEM SUPPOSED TO BEAR YG		NO.							
62	AVERAGE NO ADULTS .x	30.5	NO.							
63	AVERAGE NO OTHERS .x		NO.							
64	WORK UNITS/UNITS OTHER PROD LVSTK ONLY .xx									
MISC. LIVESTOCK INFO										
70	MISC. LIVESTOCK EXP.		\$ 320	\$						
71	VETERINARY EXPENSE		45							
72	CUSTOM WORK HIRED		70							
73	NO. SOLD OR TRANSFERRED	470	NO.				NO.			
74	SOLD OR TRANSFERRED	3740	LBS	1505			LBS			LBS
75	SPECIAL HIRED LABOR			110						
76	PCAF .xx	.90								
77	ECAF	3								
78	BCAF	2								
FEED FED										
80	CORN 56#BuWt	20	BU. \$	55			BU. \$			BU. \$
81	OATS 32#BuWt	30	BU.	48			BU.			BU.
82	BARLEY, MILLET, BUCKWHEAT	25	BU.	46			BU.			BU.
83	RYE, FLAX 56#BuWt	15	BU.	31			BU.			BU.
84	WHEAT, SOYBEANS, PEAS 60# BuWt	30	BU.	87			BU.			BU.
85	PROT, SALT, MIN & VIT (FISH FERT.)	3.0	CWT	33			CWT			CWT
86	COMPLETE RATIONS (WORM BED)	5	TON	70			TON			TON
87	LEGUME HAY (FEAT MOSS)	1.0	TON	49			TON			TON
88	OTHER DRY HAY (COW MANURE)	.7	TON	22			TON			TON
89	CORN SILAGE (OTHER MANURE)		TON				TON			TON
90	GRASS SILAGE		TON				TON			TON
91	FODDER & STOVER		DAY				DAY			DAY
92	PASTURE		LBS				LBS			LBS
93	WHOLE MILK FED		LBS				LBS			LBS
94	FARM SKIM MILK FED		LBS				LBS			LBS
95	HONEY		LBS				LBS			LBS
96	SUGAR		LBS				LBS			LBS
97	CHEMICALS & OTHER		LBS				LBS			LBS
98	NECTAR & POLLENS		LBS				LBS			LBS
99	RED MEATS & BY-PRODUCTS		LBS				LBS			LBS
100	POULTRY MEATS & BY-PROD.		LBS				LBS			LBS
101	FISH PRODUCTS		LBS				LBS			LBS

THESE LINES ARE USED IN THE ANALYSIS TO DETERMINE THE AVERAGE WEIGHTS AND AVERAGE VALUES OF MARKET ANIMALS OR WEANED ANIMALS EITHER SOLD OR TRANSFERRED TO ANOTHER ENTERPRISE; THUS THESE COLUMNS SHOULD EXCLUDE THE SALE OR TRANSFER OF MATURE BREEDING STOCK. LINE 73 SHOULD CONTAIN THE NUMBER OF IMMATURE ANIMALS THAT WERE SOLD OR TRANSFERRED, LINE 74 COL A SHOULD REPORT THE WEIGHT OF THE ANIMALS REPORTED IN LINE 73, LINE 74 COL B SHOULD REPORT THE VALUE OF THE ANIMALS. LINE 73 & 74 ARE A SUBSET OF LINE 25 AND LINE 23, AND ARE USED ONLY IN THE CALCULATION OF SUPPLEMENTARY MANAGEMENT INFORMATION. IMPORTANT: WEIGHTS AND VALUES RECORDED IN LINE 74 MUST ALSO BE REPORTED AS PART OF EITHER LINE 24 OR LINE 23.

SEE "GENERAL INSTRUCTIONS", FOR USE OF PCAF, BCAF & ECAF DESIGNATIONS.



FARM BUSINESS MANAGEMENT
EDUCATION PROGRAM

CODE _____ NAME _____
AREA CENTER _____ SCHOOL _____
DATE _____ CITY _____ STATE _____

MINNESOTA VO-AG
COMPUTER DATA SHEET
FORM 1A
OCTOBER: 1976

INVENTORY DATA

Form ____ of ____

LINE NO.	DESCRIPTION	BEGINNING INVENTORY			ENDING INVENTORY			STATE CODES		
		WHOLE FARM	OPER. SHARE	L.L. SHARE	WHOLE FARM	OPER. SHARE	L.L. SHARE			
		\$	\$	\$	\$	\$	\$			
1	CROP, SEED, & FEED							01 AL	26 MT	
2	AUTO & TRUCK FARM SHARE							02 AK	27 NB	
3	POWER CROP & GEN MACH							03 AZ	28 NV	
4	IRRIGATION EQUIPMENT							04 AR	29 NH	
5	CUSTOM WORK EQUIPMENT							05 CA	30 NJ	
6	LIVESTOCK EQUIPMENT							06 CO	31 NM	
7	BARE LAND							07 CT	32 NY	
8	BLDGS, FENCES & TILING							08 DE	33 NC	
9	TOTAL NON-FARM ASSETS							09 FL	34 ND	
10	DWELLING							10 GA	35 OH	
11	REAL ESTATE MTGE							11 HI	36 OK	
12	CHattel & CROP LOANS							12 ID	37 OR	
13	NOTES							13 IL	38 PA	
14	ACCOUNTS PAYABLE							14 IN	39 RI	
QUANTITY IN POUNDS								15 IA	40 SC	
LIVESTOCK ENTERPRISES								16 KS	41 SD	
								17 KY	42 TN	
								18 LA	43 TX	
								19 ME	44 UT	
								20 MD	45 VT	
								21 MA	46 VA	
								22 MI	47 WA	
								23 MN	48 WV	
								24 MS	49 WI	
								25 MO	50 WY	

LINE NO.	DESCRIPTION	CODE NO 6660 DESCRIPTION SHEEP - RANGE			CODE NO -- --			CODE NO -- --		
		QUANTITY	WHOLE FARM	L.L. SHARE	QUANTITY	WHOLE FARM	L.L. SHARE	QUANTITY	WHOLE FARM	L.L. SHARE
20	BEGINNING INVENTORY	30190	\$ 4996	\$						
21	ENDING INVENTORY	28550	4851							
22	TRANSFERS IN	430	320		DO NOT RECORD WOOL SOLD AND INCENTIVE PAYMENT AS PART OF SALES. RECORD THESE ITEMS ON LINE 37.					
23	TRANSFERS OUT	470	310							
24	BUTCHERED	200	49							
25	SALES	17375	6823							
26	PURCHASES	400	155							
PRODUCT INFORMATION		QTS			QTS			QTS		
30	WHOLE MILK USED/HOUSE	QTS			QTS			QTS		
31	SKIM MILK USED/HOUSE	QTS						QTS		
32	CREAM USED/HOUSE	QTS			RECORD FROM ACCOUNT THE TOTAL NUMBER OF SHEEP SHEARED TO WHICH THE WOOL CLIP IS TO BE CREDITED.					
33	CREAM SOLD	LBS								
34	WHOLE MILK SOLD	LBS								
35	BUTTERFAT IN MILK SOLD	LBS								
36	NO SHEEP/GOATS SHEARED	NO.			NO.			NO.		
37	WOOL/HAIR SOLD (QIVIUT) INCL. INCENTIVE PYT.	184 LBS			LBS			LBS		
		1913	1409							
38	PELTS/HORNS SOLD	NO.			NO.			NO.		
39	EGGS SOLD	DOZ			DOZ			DOZ		
40	EGGS USED IN HOUSE	DOZ			DOZ			DOZ		
41	CROPS USED IN HOUSE									
42	HONEY USED IN HOUSE	LBS			LBS			LBS		
43	WAX SOLD	LBS			LBS			LBS		
44	QUEENS & PKGS SOLD	NO.			NO.			NO.		
45	MISC. LVSTK INCOME		93							



Form _____ of _____


CODE _____ NAME _____
AREA CENTER _____ SCHOOL _____
DATE _____ CITY _____ STATE _____

LINE NO.	DESCRIPTION	CODE NO. 6660 DESCRIPTION SHEEP - RANGE			CODE NO. _____ DESCRIPTION _____			CODE NO. _____ DESCRIPTION _____		
		QUANTITY	WHOLE FARM	L.L. SHARE	QUANTITY	WHOLE FARM	L.L. SHARE	QUANTITY	WHOLE FARM	L.L. SHARE
LIVESTOCK NUMBERS										
50	BEGINNING INVENTORY	186	NO.		NO.		NO.			
51	PURCHASED	2	NO.		NO.		NO.			
52	TRANSFERRED IN	6	NO.		NO.		NO.			
53	BORN	193	NO.		NO.		NO.			
54	SOLD	167	NO.		NO.		NO.			
55	YOUNG DIED	26	NO.		NO.		NO.			
56	OLD DIED	4	NO.		NO.		NO.			
57	TRANSFERRED OUT		NO.		NO.		NO.			
58	BUTCHERED (Acres Pollinated)		NO.		NO.		NO.			
59	ENDING INVENTORY		NO.		NO.		NO.			
60	FEMALES BEARING YOUNG	158	NO.		NO.		NO.			
61	FEM SUPPOSED TO BEAR YG	163	NO.		NO.		NO.			
62	AVERAGE NO ADULTS .x	190.1	NO.		NO.		NO.			
63	AVERAGE NO OTHERS .x	102.9	NO.		NO.		NO.			
64	WORK UNITS/UNITS OTHER PROD LVSTK ONLY .xx									
MISC. LIVESTOCK INFO										
70	MISC. LIVESTOCK EXP.		\$ 337	\$						
71	VETERINARY EXPENSE		171							
72	CUSTOM WORK HIRED		310							
73	NO. SOLD OR TRANSFERRED	143	NO.		NO.		NO.			
74	SOLD OR TRANSFERRED	15730	LBS	6603	LBS		LBS			
75	SPECIAL HIRED LABOR		205							
76	PCAF .xx	1.00								
77	ECAF	5								
78	BCAF	4								
FEED FED										
80	CORN 56#BuWt	700	BU.	\$ 1400		BU.	\$		BU.	\$
81	OATS 32#BuWt	422	BU.	264		BU.			BU.	
82	BARLEY, MILLET, BUCKWHEAT	160	BU.	143		BU.			BU.	
83	RYE, FLAX 56#BuWt	90	BU.	92		BU.			BU.	
84	WHEAT, SOYBEANS, PEAS 60# BuWt	45	BU.	93		BU.			BU.	
85	PROT, SALT, MIN & VIT (FISH FERT.)	25.5	CWT	256		CWT			CWT	
86	COMPLETE RATIONS (WORM BED)	1.3	TON	130		TON			TON	
87	LEGUME HAY (PEAT MOSS)	28.6	TON	460		TON			TON	
88	OTHER DRY HAY (COW MANURE)	14.7	TON	175		TON			TON	
89	CORN SILAGE (OTHER MANURE)	21.0	TON	210		TON			TON	
90	GRASS SILAGE	17.5	TON	180		TON			TON	
91	FODDER & STOVER	4.0	TON	28		TON			TON	
92	PASTURE	—	DAY	621		DAY			DAY	
93	WHOLE MILK FED	400	LBS	32		LBS			LBS	
94	FARM SKIM MILK FED	900	LBS	36		LBS			LBS	
95	HONEY		LBS			LBS			LBS	
96	SUGAR		LBS			LBS			LBS	
97	CHEMICALS & OTHER		LBS			LBS			LBS	
98	NECTAR & POLLENS		LBS			LBS			LBS	
99	RED MEATS & BY-PRODUCTS		LBS			LBS			LBS	
100	POULTRY MEATS & BY-PROD.		LBS			LBS			LBS	
101	FISH PRODUCTS		LBS			LBS			LBS	

THIS SPACE SHOULD RECORD THE NUMBER OF HEAD THAT SHOULD HAVE BORN YOUNG DURING THE YEAR.

THESE LINES ARE USED IN THE ANALYSIS TO DETERMINE THE AVERAGE WEIGHTS AND AVERAGE VALUES OF MARKET ANIMALS OR WEANED ANIMALS EITHER SOLD OR TRANSFERRED TO ANOTHER ENTERPRISE; THUS THESE COLUMNS SHOULD EXCLUDE THE SALE OR TRANSFER OF MATURE BREEDING STOCK. LINE 75 SHOULD CONTAIN THE NUMBER OF IMMATURE ANIMALS THAT WERE SOLD OR TRANSFERRED. LINE 74 COL A SHOULD REPORT THE WEIGHT OF THE ANIMALS REPORTED IN LINE 73, LINE 74 COL B SHOULD REPORT THE VALUE OF THE ANIMALS. LINE 73 & 74 ARE A SUBSET OF LINE 25 AND LINE 23, AND ARE USED ONLY IN THE CALCULATION OF SUPPLEMENTARY MANAGEMENT INFORMATION. IMPORTANT: WEIGHTS AND VALUES RECORDED IN LINE 74 MUST ALSO BE REPORTED AS PART OF EITHER LINE 24 OR LINE 23.

SEE "GENERAL INSTRUCTIONS", FOR USE OF PCAF, BCAF & ECAF DESIGNATIONS.



FARM BUSINESS MANAGEMENT
EDUCATION PROGRAM

CODE _____ NAME _____
AREA CENTER _____ SCHOOL _____
DATE _____ CITY _____ STATE _____

MINNESOTA VO-AG
COMPUTER DATA SHEET
FORM 1A
OCTOBER, 1976

INVENTORY DATA


Form _____ of _____

LINE NO.	DESCRIPTION	BEGINNING INVENTORY			ENDING INVENTORY			STATE CODES
		WHOLE FARM	OPER. SHARE	L.L. SHARE	WHOLE FARM	OPER. SHARE	L.L. SHARE	
1	CROP, SEED, & FEED	\$	\$	\$	\$	\$	\$	01 AL 26 MT
2	AUTO & TRUCK FARM SHARE							02 AK 27 NB
3	POWER CROP & GEN MACH							03 AZ 28 NV
4	IRRIGATION EQUIPMENT							04 AR 29 NH
5	CUSTOM WORK EQUIPMENT							05 CA 30 NJ
6	LIVESTOCK EQUIPMENT							06 CO 31 NM
7	BARE LAND							07 CT 32 NY
8	BLDGS, FENCES & TILING							08 DE 33 NC
9	TOTAL NON-FARM ASSETS							09 FL 34 ND
0	DWELLING							10 GA 35 OH
1	REAL ESTATE MTGE							11 HI 36 OK
2	CHATEL & CROP LOANS							12 ID 37 OR
3	NOTES							13 IL 38 PA
4	ACCOUNTS PAYABLE							14 IN 39 RI
								15 IA 40 SC
								16 KS 41 SD
								17 KY 42 TN
								18 LA 43 TX
								19 ME 44 UT
								20 MD 45 VT
								21 MA 46 VA
								22 MI 47 WA
								23 MN 48 WV
								24 MS 49 WI
								25 MO 50 WY

QUANTITY IN
POUNDS

LIVESTOCK ENTERPRISES

LINE NO.	DESCRIPTION	CODE NO 6690 DESCRIPTION TURKEYS - Laying			CODE NO -- DESCRIPTION --			CODE NO -- DESCRIPTION --		
		QUANTITY	WHOLE FARM	L.L. SHARE	QUANTITY	WHOLE FARM	L.L. SHARE	QUANTITY	WHOLE FARM	L.L. SHARE
20	BEGINNING INVENTORY	24850	\$ 11464	\$		\$	\$		\$	\$
21	ENDING INVENTORY	29150	8745							
22	TRANSFERS IN	1950	1060							
23	TRANSFERS OUT	1870	935							
24	BUTCHERED	400	160							
25	SALES	4375	583							
26	PURCHASES	2900	2300							
	PRODUCT INFORMATION									
		QTS			QTS			QTS		
30	WHOLE MILK USED/HOUSE									
31	SKIM WILK USED/HOUSE									
32	CREAM USED/HOUSE									
33	CREAM SOLD	LBS			LBS			LBS		
34	WHOLE MILK SOLD	LBS			LBS			LBS		
35	BUTTERFAT IN MILK SOLD	NO.			NO.			NO.		
36	NO SHEEP/GOATS SHEARED									
37	WOOL/HAIR SOLD (QIVIUT) INCL. INCENTIVE PYT.	LBS			LBS			LBS		
38	PELTS/HORNS SOLD	NO.			NO.			NO.		
39	EGGS SOLD	DOZ	5005 18018		DOZ			DOZ		
40	EGGS USED IN HOUSE	DOZ	12 12		DOZ			DOZ		
41	CROPS USED IN HOUSE									
42	HONEY USED IN HOUSE	LBS			LBS			LBS		
43	WAX SOLD	LBS			LBS			LBS		
44	QUEENS & PKGS SOLD	NO.			NO.			NO.		
45	MISC. LVSTK INCOME		35							



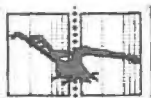
Form ___ of ___

CODE _____ NAME _____
AREA CENTER _____ SCHOOL _____
DATE _____ CITY _____ STATE _____

LINE NO.	DESCRIPTION	CODE NO. 6690 DESCRIPTION TURKEYS-LAYING			CODE NO. _____ DESCRIPTION _____			CODE NO. _____ DESCRIPTION _____		
		QUANTITY	WHOLE FARM	L.L. SHARE	QUANTITY	WHOLE FARM	L.L. SHARE	QUANTITY	WHOLE FARM	L.L. SHARE
	LIVESTOCK NUMBERS									
50	BEGINNING INVENTORY	828	NO.			NO.			NO.	
51	PURCHASED	241	NO.			NO.			NO.	
52	TRANSFERRED IN	163	NO.			NO.			NO.	
53	BORN		NO.			NO.			NO.	
54	SOLD		NO.			NO.			NO.	
55	YOUNG DIED	37	NO.			NO.			NO.	
56	OLD DIED	29	NO.			NO.			NO.	
57	TRANSFERRED OUT		NO.			NO.			NO.	
58	BUTCHERED (Acres pollinated)		NO.			NO.			NO.	
59	ENDING INVENTORY		NO.			NO.			NO.	
60	FEMALES BEARING YOUNG		NO.			NO.			NO.	
61	FEM SUPPOSED TO BEAR YG		NO.			NO.			NO.	
62	AVERAGE NO ADULTS .x	870.0	NO.			NO.			NO.	
63	AVERAGE NO OTHERS .x	90.3	NO.			NO.			NO.	
64	WORK UNITS/UNITS OTHER PROD LVSTK ONLY .xx									
	MISC. LIVESTOCK INFO									
70	MISC. LIVESTOCK EXP.		\$ 320	\$		\$	\$		\$	\$
71	VETERINARY EXPENSE		190							
72	CUSTOM WORK HIRED		240							
73	NO. SOLD OR TRANSFERRED		NO.			NO.			NO.	
74	SOLD OR TRANSFERRED		LBS			LBS			LBS	
75	SPECIAL HIRED LABOR		175							
76	PCAF .xx	1.00								
77	ECAF	4								
78	BCAF	4								
	FEED FED									
80	CORN 56#BuWt	840	BU. \$ 2310			BU. \$			BU. \$	
81	OATS 32#BuWt	120	BU. 192			BU.			BU.	
82	BARLEY, MILLET, BUCKWHEAT	69	BU. 171			BU.			BU.	
83	RYE, FLAX 56#BuWt	102	BU. 212			BU.			BU.	
84	WHEAT, SOYBEANS, PEAS 60# BuWt	74	BU. 222			BU.			BU.	
85	PROT, SALT, MIN & VIT (FISH FERT.)	392.5	CWT 4513			CWT			CWT	
86	COMPLETE RATIONS (WORM BED)	9.0	TON 1323			TON			TON	
87	LEGUME HAY (PEAT MOSS)		TON			TON			TON	
88	OTHER DRY HAY (COW MANURE)		TON			TON			TON	
89	CORN SILAGE (OTHER MANURE)		TON			TON			TON	
90	GRASS SILAGE		TON			TON			TON	
91	FODDER & STOVER		TON			TON			TON	
92	PASTURE		DAY			DAY			DAY	
93	WHOLE MILK FED	600	LBS 48			LBS			LBS	
94	FARM SKIM MILK FED	800	LBS 32			LBS			LBS	
95	HONEY		LBS			LBS			LBS	
96	SUGAR		LBS			LBS			LBS	
97	CHEMICALS & OTHER		LBS			LBS			LBS	
98	NECTAR & POLLENS		LBS			LBS			LBS	
99	RED MEATS & BY-PRODUCTS		LBS			LBS			LBS	
100	POULTRY MEATS & BY-PROD.		LBS			LBS			LBS	
101	FISH PRODUCTS		LBS			LBS			LBS	

MATURE BREEDING
HENS ONLY.

SEE "GENERAL INSTRUCTIONS", FOR USE
OF PCAF, BCAF & ECAF DESIGNATIONS.



FARM BUSINESS MANAGEMENT EDUCATION PROGRAM

MINNESOTA VO-AG
COMPUTER DATA SHEET
FORM 1A
OCTOBER: 1976

INVENTORY DATA

CODE _____ NAME _____
AREA CENTER _____ SCHOOL _____
DATE _____ CITY _____ STATE _____

Form _____ of _____

LINE NO.	DESCRIPTION	BEGINNING INVENTORY			ENDING INVENTORY			STATE CODES		
		WHOLE FARM	OPER. SHARE	L.L. SHARE	WHOLE FARM	OPER. SHARE	L.L. SHARE			
1	CROP, SEED, & FEED	\$	\$	\$	\$	\$	\$	01 AL	26 MT	
2	AUTO & TRUCK FARM SHARE							02 AK	27 NB	
3	POWER CROP & GEN MACH							03 AZ	28 NV	
4	IRRIGATION EQUIPMENT							04 AR	29 NH	
5	CUSTOM WORK EQUIPMENT							05 CA	30 NJ	
6	LIVESTOCK EQUIPMENT							06 CO	31 NM	
7	BARE LAND							07 CT	32 NY	
8	BLDGS, FENCES & TILING							08 DE	33 NC	
9	TOTAL NON-FARM ASSETS							09 FL	34 ND	
10	DWELLING							10 GA	35 OH	
11	REAL ESTATE MIGE							11 HI	36 OK	
12	CHattel & CROP LOANS							12 ID	37 OR	
13	NOTES							13 IL	38 PA	
14	ACCOUNTS PAYABLE							14 IN	39 RI	
								15 IA	40 SC	
								16 KS	41 SD	
								17 KY	42 TN	
								18 LA	43 TX	
								19 ME	44 UT	
								20 MD	45 VT	
								21 MA	46 VA	
								22 MI	47 WA	
								23 MN	48 WV	
								24 MS	49 WI	
								25 MO	50 WY	

QUANTITY IN
POUNDS

LIVESTOCK ENTERPRISES

LINE NO.	DESCRIPTION	CODE NO 6700 DESCRIPTION Turkey Poultry			CODE NO -- DESCRIPTION --			CODE NO -- DESCRIPTION --		
		QUANTITY	WHOLE FARM	L.L. SHARE	QUANTITY	WHOLE FARM	L.L. SHARE	QUANTITY	WHOLE FARM	L.L. SHARE
20	BEGINNING INVENTORY	24700	\$ 11460	\$		\$	\$		\$	\$
21	ENDING INVENTORY	29300	8774							
22	TRANSFERS IN	1950	1060							
23	TRANSFERS OUT	1830	910							
24	BUTCHERED	1300	431							
25	SALES	50840	14250							
26	PURCHASES	2600	2370							
	PRODUCT INFORMATION									
30	WHOLE MILK USED/HOUSE	QTS			QTS			QTS		
31	SKIM WILK USED/HOUSE	QTS			QTS			QTS		
32	CREAM USED/HOUSE	QTS			QTS			QTS		
33	CREAM SOLD	LBS			LBS			LBS		
34	WHOLE MILK SOLD	LBS			LBS			LBS		
35	BUTTERFAT IN MILK SOLD	NO.			NO.			NO.		
36	NO SHEEP/GOATS SHEARED	NO.			NO.			NO.		
37	WOOL/HAIR SOLD (QIVIUT) INCL. INCENTIVE PYT.	LBS			LBS			LBS		
38	PELT'S/HORNS SOLD	NO.			NO.			NO.		
39	EGGS SOLD	DOZ			DOZ			DOZ		
40	EGGS USED IN HOUSE	DOZ			DOZ			DOZ		
41	CROPS USED IN HOUSE									
42	HONEY USED IN HOUSE	LBS			LBS			LBS		
43	WAX SOLD	LBS			LBS			LBS		
44	QUEENS & PKGS SOLD	NO.			NO.			NO.		
45	MISC. LVSTK INCOME		1350							



Form of _____

CODE _____ NAME _____
AREA CENTER _____ SCHOOL _____
DATE _____ CITY _____ STATE _____

LINE NO.	DESCRIPTION	CODE NO. 6700 DESCRIPTION Turkey Payoffs			CODE NO. _____ DESCRIPTION _____			CODE NO. _____ DESCRIPTION _____		
		QUANTITY	WHOLE FARM	L.L. SHARE	QUANTITY	WHOLE FARM	L.L. SHARE	QUANTITY	WHOLE FARM	L.L. SHARE
	LIVESTOCK NUMBERS									
50	BEGINNING INVENTORY	1650	NO.			NO.			NO.	
51	PURCHASED	2500	NO.			NO.			NO.	
52	TRANSFERRED IN	162	NO.			NO.			NO.	
53	BORN		NO.			NO.			NO.	
54	SOLD	2310	NO.			NO.			NO.	
55	YOUNG DIED	103	NO.			NO.			NO.	
56	OLD DIED	17	NO.			NO.			NO.	
57	TRANSFERRED OUT		NO.			NO.			NO.	
58	BUTCHERED (Acres Pollinated)		NO.			NO.			NO.	
59	ENDING INVENTORY		NO.			NO.			NO.	
60	FEMALES BEARING YOUNG		NO.			NO.			NO.	
61	FEM SUPPOSED TO BEAR YG		NO.			NO.			NO.	
62	AVERAGE NO ADULTS .x	104.0	NO.			NO.			NO.	
63	AVERAGE NO OTHERS .x	2113.0	NO.			NO.			NO.	
64	WORK UNITS/UNITS OTHER PROD LVSTK ONLY .xx									
	MISC. LIVESTOCK INFO									
70	MISC. LIVESTOCK EXP.		\$ 195			\$			\$	
71	VETERINARY EXPENSE		320							
72	CUSTOM WORK HIRED		360							
73	NO. SOLD OR TRANSFERRED		NO.			NO.			NO.	
74	SOLD OR TRANSFERRED		LBS			LBS			LBS	
75	SPECIAL HIRED LABOR		412							
76	PCAF .xx	.60								
77	ECAF	4								
78	BCAF	5								
	FEED FED									
80	CORN 56#BuWt	1000	BU. \$ 2750			BU. \$			BU. \$	
81	OATS 32#BuWt	300	BU. 480			BU.			BU.	
82	BARLEY, MILLET, BUCKWHEAT	240	BU. 595			BU.			BU.	
83	RYE, FLAX 56#BuWt	40	BU. 84			BU.			BU.	
84	WHEAT, SOYBEANS, PEAS 60# BuWt	200	BU. 585			BU.			BU.	
85	PROT, SALT, MIN & VIT (FISH FERT.)	179.0	CWT 2237			CWT			CWT	
86	COMPLETE RATIONS (WORM BED)	32.5	TON 4712			TON			TON	
87	LEGUME HAY (PEAT MOSS)		TON			TON			TON	
88	OTHER DRY HAY (COW MANURE)		TON			TON			TON	
89	CORN SILAGE (OTHER MANURE)		TON			TON			TON	
90	GRASS SILAGE		TON			TON			TON	
91	FODDER & STOVER		DAY			DAY			DAY	
92	PASTURE		DAY			DAY			DAY	
93	WHOLE MILK FED	1300	LBS 104			LBS			LBS	
94	FARM SKIM MILK FED	400	LBS 16			LBS			LBS	
95	HONEY		LBS			LBS			LBS	
96	SUGAR		LBS			LBS			LBS	
97	CHEMICALS & OTHER		LBS			LBS			LBS	
98	NECTAR & POLLENS		LBS			LBS			LBS	
99	RED MEATS & BY-PRODUCTS		LBS			LBS			LBS	
100	POULTRY MEATS & BY-PROD.		LBS			LBS			LBS	
101	FISH PRODUCTS		LBS			LBS			LBS	

SEE "GENERAL INSTRUCTIONS", FOR USE OF PCAF, BCAF & ECAF DESIGNATIONS.



FARM BUSINESS MANAGEMENT
EDUCATION PROGRAM

CODE _____ NAME _____
AREA CENTER _____ SCHOOL _____
DATE _____ CITY _____ STATE _____


MINNESOTA VO-AG
COMPUTER DATA SHEET
FORM 1A
OCTOBER: 1976

INVENTORY DATA

Form _____ of _____

LINE NO.	DESCRIPTION	BEGINNING INVENTORY			ENDING INVENTORY			STATE CODES
		WHOLE FARM	OPER. SHARE	L.L. SHARE	WHOLE FARM	OPER. SHARE	L.L. SHARE	
1	CROP, SEED, & FEED	\$	\$	\$	\$	\$	\$	01 AL 26 MT
2	AUTO & TRUCK FARM SHARE							02 AK 27 NE
3	POWER CROP & GEN MACH							03 AZ 28 NV
4	IRRIGATION EQUIPMENT							04 AR 29 NH
5	CUSTOM WORK EQUIPMENT							05 CA 30 NJ
6	LIVESTOCK EQUIPMENT							06 CO 31 NM
7	BARE LAND							07 CT 32 NY
8	BLDGS, FENCES & TILING							08 DE 33 NC
9	TOTAL NON-FARM ASSETS							09 FL 34 ND
10	DWELLING							10 GA 35 OH
11	REAL ESTATE MTGE							11 HI 36 OK
12	CHattel & CROP LOANS							12 ID 37 OR
13	NOTES							13 IL 38 PA
14	ACCOUNTS PAYABLE							14 IN 39 RI
QUANTITY IN POUNDS								15 IA 40 SC
LIVESTOCK ENTERPRISES								16 KS 41 SD
								17 KY 42 TN
								18 LA 43 TX
								19 ME 44 UT
								20 MD 45 VT
								21 MA 46 VA
								22 MI 47 WA
								23 MN 48 WY
								24 MS 49 WI
								25 MO 50 WY

LINE NO.	DESCRIPTION	CODE NO 6740 DESCRIPTION Worms			CODE NO -- DESCRIPTION --			CODE NO -- DESCRIPTION --		
		QUANTITY	WHOLE FARM	L.L. SHARE	QUANTITY	WHOLE FARM	L.L. SHARE	QUANTITY	WHOLE FARM	L.L. SHARE
20	BEGINNING INVENTORY	2020	\$ 4140	\$		\$	\$		\$	\$
21	ENDING INVENTORY	2400	4800							
22	TRANSFERS IN	300	600							
23	TRANSFERS OUT	160	320							
24	BUTCHERED									
25	SALES	4100	7585							
26	PURCHASES	300	680							
PRODUCT INFORMATION										
30	WHOLE MILK USED/HOUSE	QTS			QTS			QTS		
31	SKIM MILK USED/HOUSE	QTS			QTS			QTS		
32	CREAM USED/HOUSE	QTS			QTS			QTS		
33	CREAM SOLD	LBS			LBS			LBS		
34	WHOLE MILK SOLD	BF.			BF.			BF.		
35	BUTTERFAT IN MILK SOLD	LBS			LBS			LBS		
36	NO SHEEP/GOATS SHEARED	NO.			NO.			NO.		
37	WOOL/HAIR SOLD (QIVIUT) INCL. INCENTIVE PYT.	LBS			LBS			LBS		
38	PELTS/HORNS SOLD	NO.			NO.			NO.		
39	EGGS SOLD	DOZ			DOZ			DOZ		
40	EGGS USED IN HOUSE	DOZ			DOZ			DOZ		
41	CROPS USED IN HOUSE									
42	HONEY USED IN HOUSE	LBS			LBS			LBS		
43	WAX SOLD	LBS			LBS			LBS		
44	QUEENS & PKGS SOLD	NO.			NO.			NO.		
45	MISC. LVSTK INCOME		45							



Form of

CODE NAME
AREA CENTER SCHOOL
DATE CITY STATE

LINE NO.	DESCRIPTION	CODE NO. <u>6740</u> DESCRIPTION <u>WORMS</u>			CODE NO. <u> </u> DESCRIPTION <u> </u>			CODE NO. <u> </u> DESCRIPTION <u> </u>		
		QUANTITY	WHOLE FARM	L.L. SHARE	QUANTITY	WHOLE FARM	L.L. SHARE	QUANTITY	WHOLE FARM	L.L. SHARE
	LIVESTOCK NUMBERS									
50	BEGINNING INVENTORY	<u>13</u> NO.			NO.			NO.		
51	PURCHASED	<u>2</u> NO.			NO.			NO.		
52	TRANSFERRED IN	<u>2</u> NO.			NO.			NO.		
53	BORN	<u>3</u> NO.			NO.			NO.		
54	SOLD	NO.			NO.			NO.		
55	YOUNG DIED	<u>2</u> NO.						NO.		
56	OLD DIED	<u>2</u> NO.						NO.		
57	TRANSFERRED OUT	NO.						NO.		
58	BUTCHERED ^{(Acres} _{pollinated)}	NO.			NO.			NO.		
59	ENDING INVENTORY	NO.			NO.			NO.		
60	FEMALES BEARING YOUNG	NO.			NO.			NO.		
61	FEM SUPPOSED TO BEAR YG	NO.			NO.			NO.		
62	AVERAGE NO ADULTS .x	<u>12.0</u> NO.			NO.			NO.		
63	AVERAGE NO OTHERS .x	NO.			NO.			NO.		
64	WORK UNITS/UNITS OTHER PROD LVSTK ONLY .xx									
	MISC. LIVESTOCK INFO									
70	MISC. LIVESTOCK EXP.		<u>105</u>	\$		\$			\$	\$
71	VETERINARY EXPENSE		<u>60</u>							
72	CUSTOM WORK HIRED		<u>150</u>							
73	NO. SOLD OR TRANSFERRED	NO.			NO.			NO.		
74	SOLD OR TRANSFERRED	LBS			LBS			LBS		
75	SPECIAL HIRED LABOR		<u>40</u>							
76	PCAF .xx	<u>.30</u>								
77	ECAF	<u>2</u>								
78	BCAF	<u>2</u>								
	FEED FED									
80	CORN 56#BuWt	BU.	\$		BU.	\$		BU.	\$	
81	OATS 32#BuWt	BU.			BU.			BU.		
82	BARLEY, MILLET, BUCKWHEAT	BU.						BU.		
83	RYE, FLAX 56#BuWt	BU.						BU.		
84	WHEAT, SOYBEANS, PEAS 60# BuWt	BU.						BU.		
85	PROT, SALT, MIN & VIT (FISH FERT.)	CWT	<u>80</u>		CWT			CWT		
86	COMPLETE RATIONS (WORM BED)	TON	<u>150</u>		TON			TON		
87	LEGUME HAY (PEAT MOSS)	TON	<u>120</u>		TON			TON		
88	OTHER DRY HAY (COW MANURE)	TON	<u>85</u>		TON			TON		
89	CORN SILAGE (OTHER MANURE)	TON	<u>35</u>		TON			TON		
90	GRASS SILAGE	TON			TON			TON		
91	FODDER & STOVER	TON			TON			TON		
92	PASTURE	DAY			DAY			DAY		
93	WHOLE MILK FED	LBS			LBS			LBS		
94	FARM SKIM MILK FED	LBS			LBS			LBS		
95	HONEY	LBS			LBS			LBS		
96	SUGAR	LBS			LBS			LBS		
97	CHEMICALS & OTHER	LBS			LBS			LBS		
98	NECTAR & POLLENS	LBS			LBS			LBS		
99	RED MEATS & BY-PRODUCTS	LBS			LBS			LBS		
100	POULTRY MEATS & BY-PROD.	LBS			LBS			LBS		
101	FISH PRODUCTS	LBS			LBS			LBS		

ALL NUMBERS IN THIS SECTION
REFER TO NUMBER OF BEDS.

SEE "GENERAL INSTRUCTIONS", FOR USE
OF PCAF, BCAF & ECAF DESIGNATIONS.

INCLUDE SPECIAL PROTEIN FEEDS
AND NUT MEALS.

INSTRUCTIONS - DATA FORM 2

All items on this page are recorded a whole numbers except lines 671, 691, 751 and 761. Marks or numbers which appear in the shaded areas will be ignored at the Computer Center. Any notes which appear in the margins will also be ignored at the Computer Center. In all cases, H.H. and personal share & L.L. share + operators share must equal whole farm.

Line

- Line 11, 21 These items must be recorded even though they have previously been reported on Form One (1) for individual enterprises.
- Line 31 Report directly from the account book.
- Line 41,51,61 These items must be reported even though they will be reported on Form Three (3) for individual crops.
- Line 81, 91,
101,111 Custom work hired should be assigned to the appropriate category prior to recording.
- Line 121 Report as indicated. Pay particular attention to the household and personal share. It is important that all items be properly recorded.
- Lines 131-181 Report in the categories indicated except when the computerized depreciation schedule is used. When the computerized depreciation schedule is used, adjustments need be made here only for additions to or subtractions from that shown on the final depreciation schedule. The personal share of the auto & truck bought will automatically be retrieved from the computerized schedule. Adjustments must be made to the whole farm and H.H. per share for additions and subtractions not shown on the final schedule.
- Lines 191-241 Report as indicated. If previously reported on computerized schedule, the values will be retrieved directly from the depreciation tapes. Adjustment need be made only for additions and subtractions not shown on the final depreciation schedule.
- Liens 251-401 Report as indicated. Pay particular attention to household and personal share. Landlord cannot have a personal share. If account book shows a personal share for the landlord, it must be subtracted from whole farm and personal share before recording. Line 371 should not include hired labor used exclusively for the custom work enterprise. Report custom work enterprise labor on line 821.

- Lines 411-451 Income from work off the farm should be allocated to the proper category. Income from the custom work enterprise should be reported on Form 3, Line 9001, 9002 only.
- Lines 461-651 Report directly from account book.
- Line 661 Calculate from supplementary information sheet, F.A. 51.
- Line 671 Calculation of adult equivalent is done on F.A. 51.
- Line 681 Report days of day labor hired. This item should not include the days of labor reported for the custom work enterprise.
- Line 691 Report months of monthly labor hired. Do not include monthly labor reported for the custom work enterprise.
- Line 701,711 Report directly from account book. If hired labor for the custom work enterprise was boarded, do not report it here; report as part of custom work labor hired, Line 821.
- Line 721 Report directly from account book.
- Line 731 Value of unpaid family labor per day should be fairly uniform within an analysis area. Report from account book.
- Line 741 Number of operators on farm includes operator and all other partners or operators.
- Line 751 Report actual months available for work (usually 12 but may be less).
- Line 761 Report months worked by other operators listed as part of Line 741.
- Line 771 An estimate must be made of the value of other partners' or operator's labor. Report a uniform value per month within an analysis area for each month reported worked by other operators or partners (line 761).
- Line 781 Check the appropriate tenure arrangement. Check all that apply. Record answer in column titled Record Totals.
- Line 791 Check Yes if a net worth statement should be reported for the farm, No if information is insufficient to compile a reasonable net worth statement.
- Line 861 Report here only operating costs for irrigation. Such costs as electricity or fuel for pumps are appropriate. Report only items that have not been reported in line 61. Other Crop Expense.
- Line 871 Report only irrigation equipment repair that has not been reported under line 321 Repair of Tractor and Crop Machinery.

Line 881 Irrigation equipment bought - From account book, page 42, or if on computerized depreciation schedule, purchased items reported in owner group 8 will be input automatically. Use procedure for additions and subtractions suggested in line 141 - 181.

Line 891 Irrigation equipment sold must be reported here even if reported on computerized depreciation schedule input forms.

Custom Work Enterprise Only:

The custom work enterprise should be used only when the enterprise is a distinct unit kept separate from the general farm account. Items recorded in line 801-851 should not have been previously listed on this page.

Line 801 Gas, oil, grease & other lubricants used exclusively in the custom work enterprises should be reported on this line.

Line 811 Only repairs used exclusively on custom work machinery and equipment should be reported.

Line 821 Only labor to be charged to the custom work enterprise should be reported here. All other labor should be reported on line 371. See line 701-711 for reporting labor boarded.

Line 831 Supplies used exclusively for the custom work enterprise should be reported. Do not report supplies that have been previously reported as part of the general farm expense.

Line 841 Report only the boot price paid. If the item has been reported with the computerized depreciation schedule, owner group 7, report only the subtractions or additions not on the final depreciation schedule.

Line 851 Report the total money received for items sold outright. Do not report the value of trades. If the sale of the item has been reported on the computerized depreciation schedule, owner group 7, report only the subtractions or additions not on the final depreciation schedule.

Submitting Corrections For Form 2

Only line number 11-471 are used to identify the line numbers to be corrected. Line designations 481-851 are for documentation purposes only. For example, if you made a data sheet recording error on irrigation equipment sold, line 891, landlord's share, the correction would be made designating line 381, Column E as the item to be corrected.



COMPUTER WORK SHEET
FORM 2
REVISED OCTOBER, 1976

MINNESOTA VO-AG FARM BUSINESS
MANAGEMENT EDUCATION PROGRAM

INCOME AND EXPENSE DATA

CODE 23103213 NAME John Doe
AREA CENTER West SCHOOL Blackum
DATE 1-10-77 CITY NOB STATE OK

LINE	PAGE	WHOLE FARM	LANDLORD'S SHARE	HOUSEHOLD & PERS. EXP.	RECORD TOTALS
11 VETERINARY EXPENSE	24-25	829			55
21 MISCELLANEOUS LIVESTOCK EXPENSE	26-25	1447			56
31 FEED BOUGHT	28-31	15943			56
41 FERTILIZERS	38	3165			58
51 CROP CHEMICALS	38	1778			57
61 OTHER CROP EXPENSES (EXCL. IRRIG OPERATING COST)	39	3395			58
71 CUSTOM WORK HIRE:					
81 FOR TRUCK SHARE	40	996			58
91 FOR POWER AND CROP MACHINERY	40	412			58
101 FOR LIVESTOCK EQUIPMENT SHARE	40	97			59
111 LABOR SHARE	40	610			60-61
121 REPAIR OF REAL ESTATE	41	1222		314	686
131 TRUCK AND AUTO BOUGHT	42	2500		1250	62
141 POWER AND CROP MACHINERY BOUGHT	42	15768			62
151 LIVESTOCK EQUIPMENT BOUGHT	42	410			63
161 BUILDINGS AND FENCES BOUGHT	42	6240			63
171 LAND BOUGHT	42	43200	43200		64
181 DWELLING BOUGHT	42	8000		8000	64
191 TRUCK AND AUTO SOLD	43	140		70	4
201 POWER AND CROP MACHINERY SOLD	43	80			3.6
211 LIVESTOCK EQUIPMENT SOLD	43	105			39
221 BUILDINGS AND FENCES SOLD	43	600			12.0
231 LAND SOLD	43	1200			1460
241 DWELLING SOLD	43	650		650	220
251 PROPERTY TAXES - REAL AND PERSONAL	43	1340	490	72	120
261 CASH RENT EXPENSE	43	650			1220
271 GAS TAX REFUND	44	426			2
281 GAS, OIL, GREASE BOUGHT: TOTAL	44-45	3699		291	12.0
291 FOR TRACTOR AND CROP MACHINERY	44-45	2815			8.5
301 FOR TRUCK	44-45	301		100	5100
311 FOR AUTO	44-45	583		191	12.5
321 REPAIR & OPERATION OF POWER & MACH.: TOTAL	46-51	3520		336	
331 FOR TRACTOR & CROP MACHINERY	46-51	2603			
341 FOR TRUCK	46-51	245			
351 FOR AUTO	46-51	672		106	
361 REPAIR OF LIVESTOCK EQUIPMENT	46-51	521		230	
371 WAGES FOR Hired LABOR	52-53	9527			
381 ELECTRICITY EXPENSE	53	1382		276	
391 TELEPHONE EXPENSE	53	253		51	
401 GENERAL FARM EXPENSE	54	566		28	
411 INCOME FROM WORK OFF THE FARM:					
421 FOR TRUCK	54	320			
431 FOR POWER & CROP MACHINERY	54	3437			
441 FOR LIVESTOCK EQUIPMENT	54	62			
451 LABOR SHARE	55	1573			
461 CO-OP PATRONAGE REFUND S	55	487			
471 MISCELLANEOUS FARM INCOME	55	109			

LINE	DESCRIPTION	PAGE	WHOLE FARM	LANDLORD'S SHARE	H.B. & PER EXP.
511 OPERATING COSTS - IRRIGATION	39	2390			
521 REPAIR OF IRRIGATION EQUIP.	46-51	612			
531 IRRIGATION EQUIPMENT BOUGHT	42	940			
541 IRRIGATION EQUIPMENT SOLD	43	165			
551 CUSTOM WORK ENTERPRISE ONLY					
561 GAS, OIL & GREASE/CUST WK			1520		
571 REPAIRS/CUST WK			405		
581 CUSTOM WORK LABOR Hired			1975		
591 SUPPLIES FOR CUSTOM WORK			610		
601 CUSTOM WORK EQUIPMENT BOUGHT			4270		
611 CUSTOM WORK EQUIPMENT SOLD			270		

OWNER 1: PARTNER 2: PARTNER 3 (CHECK)
NET WORTH STATEMENT (CHECK YES OR NO) YES NO

D E F

Handling Corporations on Form 2

Corporations require special handling if the return to operators labor and management on Tables 2 and 6 are to be comparable to non-corporate farms.

There are three alternatives you can follow.

Alternative 1

When recording wages for hired labor, subtract out the wages of one of the incorporators working full-time on the farm. His (her) wages will then become part of the return to operators labor and management (Tables 2 and 6) and will then be comparable to other single operator farms.

Alternative 2 (Preferred)

Remove all wages and salaries of corporate operators from wages of hired labor. Record the wages of all but one of the corporate operators in Line 771 - value of partner's labor. The wages of the remaining partner will become part of return to operators labor and management. The wages of the other partners (corporate operators) will be used in calculating return to operators labor and management per full time equivalent operator on Table 2.

Alternative 3

Leave the salaries and wages of all corporate operators in wages for hired labor (line 371). The return to operators labor and management will then show only corporate profit. Farms handled this way should be excluded from the averages. Farms handled this way will not be comparable to non-corporate farms when examining return to family labor and management on Tables 2 and 6 or in examining return to capital and family labor on Table 6.

INSTRUCTIONS - DATA FORM 3

General Instructions

The 1976 revision of the crop data sheet allows for the selection of 24 crops from a master list of about 900 irrigated and dryland crops. Any farm may have up to but not more than 24 separate crops reported in Table 10 - crop enterprise analysis. Analysis tables will not be printed for the five land use categories that are pre-printed on the data form.

To properly understand the instructions for completing this data form, it is first necessary to become familiar with format used in Table 10 - crop enterprise of the farm business analysis.

Instructions for this form are given by column designation and line segment only.

Line 1 - Crop Code No.: Crop code numbers are obtained by reference to the Dryland section of the crops master list. Select the crop code number that best describes the crop without regard to whether or not the crop has been irrigated. Coordinators will probably decide before the analysis season begins which of the crops they may choose to represent the crops grown in their area.

While there are many crop choices available for each farm, the selection of crop codes should be based on the way in which income and expense have been identified in the client's account book. CAUTION: A crop code number may be used only once on each farm. If a farmer grows the same crop under both dryland and irrigated conditions, different code numbers must be selected to report each crop.

Specific Column Instructions

Crop Description: This item is entered for reference only. Abbreviations



COMPUTER DATA SHEET
FORM 3 - REVISED OCTOBER 1976

MINNESOTA VO-AG BUSINESS
MANAGEMENT EDUCATION PROGRAM

CROP DATA

CODE 23103215 NAME John Doe
AREA CENTER WEST SCHOOL BLIN KLM
DATE 1-10-77 CITY NEO STATE 02

CROP CODE NO*	L I N E	CROP DESCRIP- TION	CROP BANK IF IRRG	A B C D E F G H I J K L M N O P Q R S T U V W X Y Z	VALUE PER UNIT	ACRES TO 1/10	TOTAL PRODUC- TION	ACRES TO 1/10	TOTAL PRODUC- TION	WHOLE FARM SHARE	CROP SALE OPER- ATION SHARE	OTHER CROP INCOME	L I N E	FERTI- LIZER	CHEM- ICALS	SEED AND OTHER	SPECIAL HIRED LABOR	CUSTOM WORK HIRED	IRRIG. OPERAT. COSTS	POWER & MACH CS ALOC FACTOR	LAND COST/ ACRE	IRRIG. OWNER- SHIP	MISC. COSTS
1	00712	1	OATS	D	1.40	85.0	1590					1360	2						380	1.20	40	190	
2	02212	1	CORN	A	3.20	62.0	480	47.0	4388			360	2	2313	1234	291	896		2870	1.00	40	1095	312
3	02911	1	SOYBEANS	B	7.90			36.0	754	5699			2				435		850	1.10	40	310	
4	04011	1	ALFALFA	B	45.00	90.0	376						2	386			1395		650	.90	40	250	
5	08501	1	TILL. PAST	C	1.00	38.0	1024						2							1.00	30		
6	08601	1	WINTER PAST	-	1.00	66.5	481						2							.50	10		
7		1											2										
8		1											2										
9		1											2										
10		1											2										
11		1											2										
12		1											2										
13		1											2										
14		1											2										
15		1											2										
16		1											2										
17		1											2										
18		1											2										
19		1											2										
20		1											2										
21		1											2										
22		1											2										
23		1											2										
24		1											2										
25	00001	1	CUSTOM WORK										2										
26	90002	1	CUSTOM WORK										2										
27	90005	1	Wild-Geese Not Harvested										2										
28	90006	1	Past. Not Harvested										2										
29	90007	1	Timber Not Harvested										2										
30	90008	1	Roads and Waste										2										
31	90009	1	Farestead										2										
32	90010	1	BCAF FOR ALL CROPS										2										
												1250	2	5	NON CASH INCOME	PERCENT OF COSTS ASSIGNED	100						
												3600	2	5	NON CASH INCOME	PERCENT OF COSTS ASSIGNED	100						
												90	2	5	NON CASH INCOME	PERCENT OF COSTS ASSIGNED	100						
												480	2	5	NON CASH INCOME	PERCENT OF COSTS ASSIGNED	100						
												100	2	5	NON CASH INCOME	PERCENT OF COSTS ASSIGNED	100						
												50	2	5	NON CASH INCOME	PERCENT OF COSTS ASSIGNED	100						
												150	2	5	NON CASH INCOME	PERCENT OF COSTS ASSIGNED	100						
												15	2	5	NON CASH INCOME	PERCENT OF COSTS ASSIGNED	100						
												80	2	5	NON CASH INCOME	PERCENT OF COSTS ASSIGNED	100						
												5	2	5	NON CASH INCOME	PERCENT OF COSTS ASSIGNED	100						

*Caution: Do not use duplicate crop codes!

SUMMARY

Before submitting data sheets to the computer center, be sure you check them carefully. More than 90% of the errors that occur in the analysis result from incorrect data entry.

1. Have you made the necessary cross check to insure that the account book has been closed properly?
2. Did you review last year's reports to refresh your memory of where you made errors?
3. Is everything recorded on the right line and in the correct column?
4. Are all the numbers in the correct form -- whole -- one decimal -- two decimals -- as the instructions indicate?
5. Have you made a carbon or machine copy of the data sheets so you can check the analysis reports for accuracy when they are returned?
6. Have you devised a system of keeping track of the analysis you have submitted so you know where each report is and when it was submitted for computation?

If you answered No to any of these questions, it will be worth your while to review your analysis procedure before submitting the data sheets to the computer center.